



Club Health Assessment for DISTRICT 3242 A through November 2025

			Status	Membership						Reports					Finance	LCIF
Club Number	Club Name	Charter Date	Times in Status Quo in Past 2 Years	Current Member Count **	YTD Members Added	YTD Members Dropped	YTD Net Growth% ***	Member Count 1 Year Ago	Dropped Members Avg.Length of Service	Months Since Membership Update	Current Officers Reported ****	Current President Repeated Term	VP Reported *****	Last Date Reported Service (mm/yyyy)	Account Balance	YTD Donations
Clubs less than two years old																
185949	Alangulam Perfect Winners	07/31/2025	Active	20	20	0	100.00%	0		4	Y					
181116	Aruppukottai Royal	02/27/2025	Active	21	0	0	0.00%	0		5	Y		N	11/2025		
189185	Azhagiamandapam Winners	09/26/2025	Newly Chartered	20	21	1	100.00%	0	12	0	Y		N	11/2025		
180627	Kariapatti Jasmine	01/31/2025	Active	22	3	0	15.79%	0		3	Y	2	N	11/2025		
172381	KARIAPATTI PERFECT	06/26/2024	Active	27	3	1	8.00%	20	1	2	Y			11/2025		
182499	Kariapatti Royal	05/30/2025	Active	23	3	0	15.00%	0		4	Y	2	N	07/2025	90+ Days	
178610	Karivalamvanthanallur	09/13/2024	Status Quo(1)	20	0	0	0.00%	20		14	Y				90+ Days	
185877	Kariyapatti Queens	07/30/2025	Active	21	21	0	100.00%	0		2	Y		N	10/2025		
171568	Karungal Kings	05/10/2024	Active(1)	16	0	0	0.00%	18		0	Y					
180820	Korampallam	02/11/2025	Active	21	0	0	0.00%	0		9	N	None			90+ Days	
181577	Kovilpatti Prakasham	03/27/2025	Status Quo(1)	20	0	165	-89.19%	0	0	0	Y	2			90+ Days	
190498	Kulasekharam Town	10/22/2025	Newly Chartered	20	20	0	100.00%	0		1	Y					
178150	Mudukulathur Prakasham	08/28/2024	Status Quo(1)	20	0	0	0.00%	20		15	N	None		09/2024	90+ Days	
177324	Nagercoil City Crown	08/14/2024	Active	19	2	0	11.76%	20		4	N	None		10/2024		
177505	Pandalkudi Prakasham	08/12/2024	Active	20	0	0	0.00%	20		15	N	None		09/2024	90+ Days	
190567	Pannaivilai Winners	10/22/2025	Newly Chartered	20	20	0	100.00%	0		1	Y					
172973	PARAMAKUDI COTTON CITY	07/05/2024	Active	28	1	0	3.70%	21		1	Y		N	10/2025		
157424	Pootteti Perfect Treasure Village	02/19/2024	Status Quo(1)	10	0	0	0.00%	20		5	N	None			90+ Days	
181581	Ramanathapuram Friends	03/28/2025	Active	7	0	7	-50.00%	0	0	3	Y			10/2025		
181324	Ramanathapuram Melvin	03/10/2025	Status Quo(1)	5	0	15	-75.00%	0	0	4	N	2			90+ Days	
182353	Rameswaram Dynamic	05/21/2025	Active	5	0	15	-75.00%	0	0	4	Y	2				
174211	Rameswaram Prakasham	07/09/2024	Active(1)	3	0	0	0.00%	6		5	Y	2		10/2024		
182999	Samusigapuram	06/23/2025	Active	14	0	6	-30.00%	0	0	0	Y	2		09/2025		
174729	Sankarankovil Ambal	07/11/2024	Status Quo(1)	20	0	0	0.00%	20		16	Y			10/2024	90+ Days	
182190	Sankarankovil Dynamic	05/12/2025	Status Quo(1)	20	0	17	-45.95%	0	0	2	Y	2			90+ Days	



Club Health Assessment for DISTRICT 3242 A through November 2025

			Status	Membership						Reports				Finance	LCIF	
Club Number	Club Name	Charter Date	Times in Status Quo in Past 2 Years	Current Member Count **	YTD Members Added	YTD Members Dropped	YTD Net Growth% ***	Member Count 1 Year Ago	Dropped Members Avg.Length of Service	Months Since Membership Update	Current Officers Reported ****	Current President Repeated Term	VP Reported *****	Last Date Reported Service (mm/yyyy)	Account Balance	YTD Donations
178601	Sankarankovil Prakasham	09/13/2024	Status Quo(1)	20	0	0	0.00%	20		2	N				90+ Days	\$1,000.00
185880	Sivakasi Winners	07/30/2025	Active	28	31	3	100.00%	0	2	1	Y			08/2025	90+ Days	
181299	Thingal Nagar Victory	03/10/2025	Active	14	1	1	0.00%	0	3	4	Y	2	N			
172097	Tirunelveli Perfect Challengers	06/12/2024	Active	26	13	0	100.00%	21		1	Y		N	11/2025		
180343	Tirunelveli Prakasham	01/13/2025	Active	16	0	0	0.00%	0		5	Y		N	08/2025		
181323	Vallioor Gold	03/10/2025	Active	26	6	0	30.00%	0		1	Y	2				
186955	Vallioor Universal Winners	07/30/2025	Active	20	20	0	100.00%	0		4	Y				90+ Days	
Clubs more than two years old																
109036	AKSHAYA CHATRAPATTI	08/06/2010	Active	64	0	0	0.00%	60		5	Y		N	03/2025		\$2,000.00
	Exc Award (06/30/2020, 06/30/2023)															
43948	ALANGULAM	05/31/1984	Active	44	0	0	0.00%	64		1	Y			10/2024		
	Exc Award (06/30/2017, 06/30/2020, 06/30/2023)															
139221	Alangulam Pearl City	07/26/2019	Active	26	6	0	30.00%	24		3	Y		N	07/2025		
	Exc Award (06/30/2023)															
31833	AMBASAMUDRAM	03/05/1976	Active	43	0	0	0.00%	41		2	Y		R	12/2024		
	Exc Award (06/30/2020, 06/30/2023)															
55851	ANJUGRAMAM	06/20/1994	Active	37	0	0	0.00%	44		5	Y		N	02/2024		
	Exc Award (06/30/2017, 06/30/2021)															
55271	ARALVAIMOZHY	02/01/1994	Active	22	7	0	46.67%	17		2	Y		R	01/2025		
	Exc Award (06/30/2023)															
50398	ARUMANAI	04/03/1990	Active(1)	20	7	2	33.33%	13	24	3	Y	2	N	07/2025	90+ Days	
64175	ARUMUGANERI	04/18/2001	Active	47	0	0	0.00%	45		5	Y		N	01/2025		
	Exc Award (06/30/2017, 06/30/2020, 06/30/2023)															
26466	ARUPPUKOTTAI	01/24/1974	Active	56	5	0	9.80%	36		2	Y		R	01/2025		
	Exc Award (06/30/2020, 06/30/2023)															
104663	AZHAGAPPAPURAM	02/10/2009	Active	23	0	0	0.00%	23		15	Y	2		06/2025		
	Exc Award (06/30/2019)															
51317	BHOOTHAPANDI-THITTUVIAL AI	02/13/1991	Active(1)	22	0	1	-4.35%	23	2	4	Y		N	03/2023		
	Exc Award (06/30/2023)															




Club Health Assessment for DISTRICT 3242 A through November 2025

			Status	Membership					Reports					Finance		LCIF
Club Number	Club Name	Charter Date	Times in Status Quo in Past 2 Years	Current Member Count **	YTD Members Added	YTD Members Dropped	YTD Net Growth% ***	Member Count 1 Year Ago	Dropped Members Avg.Length of Service	Months Since Membership Update	Current Officers Reported ****	Current President Repeated Term	VP Reported *****	Last Date Reported Service (mm/yyyy)	Account Balance	YTD Donations
111071	CHERANMAHADEVI TOWN	05/13/2011	Active	24	0	0	0.00%	23		2	Y		N	08/2025		
	Exc Award (06/30/2020, 06/30/2022, 06/30/2023)															
121763	Colachel Port City	04/03/2014	Status Quo(2)	23	0	0	0.00%	28		5	Y		IP	07/2022	90+ Days	
	Exc Award (06/30/2020, 06/30/2023)															
140234	Courtallam Aruvikal Nagar Pearls	11/29/2019	Active(1)	14	0	0	0.00%	17		0	Y			10/2024		
140556	Courtallam Pearl City	12/19/2019	Active	27	6	0	28.57%	23		2	Y		N	05/2023		
	Exc Award (06/30/2023)															
97035	COURTALLAM VICTORY	04/27/2006	Active	41	0	0	0.00%	40		4	Y		N	11/2025		
	Exc Award (06/30/2017, 06/30/2020, 06/30/2022, 06/30/2023)															
63147	EATHAMOZHY CENTRAL	05/05/2000	Active(1)	11	0	0	0.00%	18		6	Y		N	07/2025		
	Exc Award (06/30/2017, 06/30/2020)															
54483	ELAYIRAMPANNAI	05/17/1993	Active(1)	29	2	0	7.41%	36		3	Y			11/2025		
	Exc Award (06/30/2017, 06/30/2020, 06/30/2022, 06/30/2023, 06/30/2024)															
109378	ERAL TOWN	09/29/2010	Active	16	0	0	0.00%	16		7	N	2	R	03/2023		
	Exc Award (06/30/2020, 06/30/2023)															
104911	KADAYAM BHARATHY	03/06/2009	Active(1)	17	3	1	13.33%	15	0	2	Y			09/2025		
	Exc Award (06/30/2020, 06/30/2023)															
57066	KADAYANALLUR	06/13/1995	Active	37	0	0	0.00%	37		16	N	None		04/2025		
	Exc Award (06/30/2017, 06/30/2020, 06/30/2023)															
54884	KALIAKKAVILAI TOWN	09/17/1993	Status Quo(2)	4	0	0	0.00%	5		5	Y	6		07/2022	90+ Days	
109388	KAMUTHI TOWN	09/29/2010	Active	29	0	0	0.00%	32		5	N	None		10/2024		
	Exc Award (06/30/2019, 06/30/2020, 06/30/2023)															
125695	Kanniseripudhur	08/26/2015	Status Quo(2)	14	0	2	-12.50%	20	8	4	Y			07/2023	90+ Days	
	Exc Award (06/30/2020, 06/30/2023)															
64739	KANNIYAKUMARI SUN CITY	10/23/2001	Active	15	1	0	7.14%	18		2	Y		N	06/2023		\$1,000.93
	Exc Award (06/30/2020, 06/30/2023)															
50048	KARINGAL	12/18/1989	Active	36	0	0	0.00%	36		16	Y		N	10/2022		
	Exc Award (06/30/2020)															
124248	Karungal Gold	02/24/2015	Active	40	7	0	21.21%	32		0	Y		N	11/2025		\$1,000.00



Club Health Assessment for DISTRICT 3242 A through November 2025

			Status	Membership						Reports					Finance	LCIF
Club Number	Club Name	Charter Date	Times in Status Quo in Past 2 Years	Current Member Count **	YTD Members Added	YTD Members Dropped	YTD Net Growth% ***	Member Count 1 Year Ago	Dropped Members Avg.Length of Service	Months Since Membership Update	Current Officers Reported ****	Current President Repeated Term	VP Reported *****	Last Date Reported Service (mm/yyyy)	Account Balance	YTD Donations
Exc Award (06/30/2018, 06/30/2019, 06/30/2020, 06/30/2023)																
154335	Karungal Passion	05/08/2023	Active	16	0	0	0.00%	18		2	Y					
50400	KILAKARAI SEETHAKATHI	04/03/1990	Status Quo(1)	9	0	0	0.00%	9		15	Y	5		10/2024	90+ Days	
Exc Award (06/30/2020)																
64382	KOODANKULAM	06/04/2001	Status Quo(1)	30	0	0	0.00%	30		17	N	None		10/2023	90+ Days	
Exc Award (06/30/2023)																
62685	KOVILPATTI CENTRAL	01/06/2000	Status Quo(2)	18	0	5	-21.74%	23	20	2	Y			08/2025	90+ Days	
125729	Kovilpatti Dynamic	09/01/2015	Active	28	0	0	0.00%	26		6	Y		N	10/2024		
Exc Award (06/30/2017, 06/30/2020, 06/30/2022, 06/30/2025)																
45243	KOVILPATTI MID TOWN	06/17/1985	Active	50	5	0	11.11%	47		2	Y		N	09/2025		
Exc Award (06/30/2020)																
153657	Kovilpatti Passion	02/10/2023	Active(1)	15	0	0	0.00%	24		5	Y	3		01/2024		
Exc Award (06/30/2024)																
98052	KOVILPATTI TEMPLE CITY	11/21/2006	Status Quo(2)	25	0	0	0.00%	25		20	N	None		10/2023	90+ Days	
Exc Award (06/30/2017, 06/30/2020)																
136321	Kulaseharam Royal	09/04/2018	Active	19	7	3	26.67%	15	4	2	Y		N	08/2022	90+ Days	
149168	Kulasekaram City Star	12/03/2021	Status Quo(2)	31	8	5	10.71%	30	4	4	N	None		10/2024	90+ Days	
Exc Award (06/30/2023)																
26487	KULASEKHARAM	05/26/1965	Active	41	0	0	0.00%	38		1	Y		N	09/2025		
Exc Award (06/30/2020, 06/30/2023)																
57540	KUZHITHURAI	11/07/1995	Active(1)	15	0	0	0.00%	21		6	Y	2		09/2022		
139621	Malli Pearls	08/21/2019	Status Quo(2)	23	0	8	-25.81%	29	5	4	Y		N	11/2023	90+ Days	
Exc Award (06/30/2020)																
142533	Marthandam Abide	08/10/2020	Active(1)	23	0	0	0.00%	27		5	Y		IP	06/2025		
121434	Marthandam Achievers	02/25/2014	Status Quo(1)	41	0	0	0.00%	22		5	Y		N	07/2022	90+ Days	
Exc Award (06/30/2017, 06/30/2019)																
143787	Marthandam Capitals	12/11/2020	Active	15	0	0	0.00%	19		11	N	None		07/2022		
100335	MARTHANDAM CITY	10/04/2007	Active	30	0	0	0.00%	30		8	Y	2	R	10/2024		
Exc Award (06/30/2020, 06/30/2023)																
77605	MARTHANDAM PRIDE	09/26/2003	Active	68	0	0	0.00%	66		1	Y		N	10/2023		
Exc Award (06/30/2023)																



Club Health Assessment for DISTRICT 3242 A through November 2025

			Status	Membership						Reports				Finance	LCIF	
Club Number	Club Name	Charter Date	Times in Status Quo in Past 2 Years	Current Member Count **	YTD Members Added	YTD Members Dropped	YTD Net Growth% ***	Member Count 1 Year Ago	Dropped Members Avg.Length of Service	Months Since Membership Update	Current Officers Reported ****	Current President Repeated Term	VP Reported *****	Last Date Reported Service (mm/yyyy)	Account Balance	YTD Donations
67204	MAYILAUDY	01/30/2003	Active	32	4	0	14.29%	29		4	Y		R	10/2025		\$1,000.07
	Exc Award (06/30/2017, 06/30/2023, 06/30/2024)															
154356	Meenakshiyapuram Amman Passion	05/19/2023	Active	17	0	0	0.00%	26		7	Y		N	10/2024		
	Exc Award (06/30/2024)															
129727	Meenakshiyapuram Centennial	02/08/2017	Active	29	0	0	0.00%	29		5	Y		N	10/2025		
	Exc Award (06/30/2019, 06/30/2020)															
59241	MULLAKKADU MUTHIAPURAM	03/10/1997	Active(1)	24	6	0	33.33%	30		2	Y		N	03/2023		
	Exc Award (06/30/2020, 06/30/2023)															
26492	NAGERCOIL	12/09/1962	Active	32	1	0	3.23%	26		3	Y	2		10/2024		
115310	NAGERCOIL ASARIPALLAM	10/17/2011	Active	15	0	0	0.00%	15		19	Y			07/2023		
	Exc Award (06/30/2017, 06/30/2019, 06/30/2020, 06/30/2023)															
55710	NAGERCOIL CENTRAL	05/17/1994	Active	25	1	2	-3.85%	32	6	1	Y			12/2024		
	Exc Award (06/30/2019, 06/30/2020, 06/30/2023)															
142332	Nagercoil Kings	07/24/2020	Active	18	7	0	63.64%	20		3	Y			08/2022	90+ Days	
149050	Nagercoil Kottar	12/07/2021	Active(1)	23	9	0	64.29%	18		2	Y		N	11/2025		\$290.97
142329	Nagercoil Nanjil Kings	07/27/2020	Status Quo(2)	13	1	0	8.33%	19		4	Y		N	08/2025	90+ Days	
	Exc Award (06/30/2023)															
51319	NAGERCOIL PARVATHIPURAM	02/13/1991	Active(1)	28	13	1	75.00%	25	30	4	Y			07/2025	90+ Days	\$1,000.00
	Exc Award (06/30/2017)															
110043	NAGERCOIL RAMANPUTHUR	01/06/2011	Active	24	2	0	9.09%	18		4	Y	2	N	01/2023		
145616	Nagercoil Royal Kings	03/18/2021	Status Quo(2)	7	0	0	0.00%	5		9	Y		R	11/2023	90+ Days	
	Exc Award (06/30/2023)															
59093	NAGERCOIL TOWER	02/04/1997	Active	38	0	0	0.00%	37		6	Y	2	R	08/2025		
	Exc Award (06/30/2020)															
50049	NAGERCOIL TOWN	12/18/1989	Active	20	10	0	100.00%	12		2	Y			10/2024		\$1,000.07
	Exc Award (06/30/2020)															
142219	Nattalam Kings	07/15/2020	Active	47	7	0	17.50%	48		1	Y		R	10/2025		\$1,895.02
	Exc Award (06/30/2023)															
104677	NAZARETH TOWER	02/13/2009	Active	20	2	0	11.11%	18		4	Y	2	R	10/2024		
	Exc Award (06/30/2017, 06/30/2020)															



Club Health Assessment for DISTRICT 3242 A through November 2025

			Status	Membership						Reports				Finance	LCIF	
Club Number	Club Name	Charter Date	Times in Status Quo in Past 2 Years	Current Member Count **	YTD Members Added	YTD Members Dropped	YTD Net Growth% ***	Member Count 1 Year Ago	Dropped Members Avg.Length of Service	Months Since Membership Update	Current Officers Reported ****	Current President Repeated Term	VP Reported *****	Last Date Reported Service (mm/yyyy)	Account Balance	YTD Donations
122372	Nazareth Margoscis City	06/03/2014	Active	17	0	1	-5.56%	20	3	1	Y			10/2024		
	Exc Award (06/30/2019)															
49425	NEYYOOR MONDAY MARKET	04/17/1989	Active(1)	36	6	0	20.00%	35		2	N			08/2022		
	Exc Award (06/30/2019)															
118162	PAALAYAMKOTTAI STARS	10/26/2012	Active	32	6	0	23.08%	16		3	Y		N	11/2024		
	Exc Award (06/30/2017, 06/30/2020, 06/30/2023)															
52217	PADMANABHAPURAM FORT	12/02/1991	Active	27	1	11	-27.03%	38	8	1	Y		N	07/2025		
	Exc Award (06/30/2019, 06/30/2024)															
30405	PALAYAMKOTTAI	03/06/1975	Cancelled(8*)	0	0	12	-100.00%	18	4	3	N	None		10/2024	90+ Days	
	Exc Award (06/30/2020, 06/30/2022)															
124705	Palayamkottai Gold	04/22/2015	Active(1)	26	3	0	13.04%	25		1	Y			10/2025		
	Exc Award (06/30/2020, 06/30/2023)															
144588	Palayamkottai Kings	12/31/2020	Active	33	15	0	83.33%	22		4	N		R	08/2025		
55684	PALLIADY	05/09/1994	Active(1)	15	0	0	0.00%	15		5	Y	7	N	07/2022		
	Exc Award (06/30/2017, 06/30/2019, 06/30/2023)															
148193	Paloor	09/17/2021	Active(2)	29	0	0	0.00%	29		5	Y			07/2022		
32156	PARAMAKUDI	04/20/1976	Active	105	0	0	0.00%	107		3	Y		N	09/2025		
	Exc Award (06/30/2019, 06/30/2020, 06/30/2021, 06/30/2023)															
146371	Paramakudi Vaigai	06/04/2021	Active	22	0	1	-4.35%	21	3	4	Y		R	10/2025		\$1,000.00
	Exc Award (06/30/2023)															
142576	Pavoorchatram Busy Kings	08/19/2020	Active	24	0	2	-7.69%	26	3	4	Y		N	02/2023		
	Exc Award (06/30/2023)															
86122	PAVOORCHATRAM CENTRAL	04/07/2005	Status Quo(2)	56	5	0	9.80%	55		2	Y		N	11/2025	90+ Days	
	Exc Award (06/30/2017, 06/30/2020, 06/30/2022, 06/30/2023)															
55169	PUDUKADAI	12/28/1993	Active	73	13	0	21.67%	61		1	Y			11/2025		\$3,002.79
	Exc Award (06/30/2017, 06/30/2020, 06/30/2022, 06/30/2023)															
55425	PULIANGUDI	03/11/1994	Active	31	2	0	6.90%	27		4	Y			11/2025		
	Exc Award (06/30/2020, 06/30/2023)															
139713	Puthiamputhur Readymade Pearl City	09/16/2019	Cancelled(8*)	0	0	7	-100.00%	15	6	0	N	None		10/2023	90+ Days	



Club Health Assessment for DISTRICT 3242 A through November 2025

			Status	Membership						Reports					Finance	LCIF
Club Number	Club Name	Charter Date	Times in Status Quo in Past 2 Years	Current Member Count **	YTD Members Added	YTD Members Dropped	YTD Net Growth% ***	Member Count 1 Year Ago	Dropped Members Avg.Length of Service	Months Since Membership Update	Current Officers Reported ****	Current President Repeated Term	VP Reported *****	Last Date Reported Service (mm/yyyy)	Account Balance	YTD Donations
124042	Radhapuram Gold	01/22/2015	Status Quo(2)	23	0	0	0.00%	23		1	N	None		01/2023	90+ Days	
	Exc Award (06/30/2017, 06/30/2020, 06/30/2023)															
26498	RAJAPALAYAM	04/24/1972	Active	169	10	17	-3.98%	172	10	0	Y		N	07/2025		
	Exc Award (06/30/2017, 06/30/2019, 06/30/2020)															
155957	Rajapalayam Perfect Kings	09/08/2023	Active	51	7	3	8.51%	57	3	1	Y			01/2025		
59776	RAJAPALAYAM TOWN	06/24/1997	Active	39	0	0	0.00%	41		4	Y		R	06/2025		
	Exc Award (06/30/2017, 06/30/2020)															
154616	Ramanathapuram Achievers Passion	06/02/2023	Active(1)	13	0	0	0.00%	12		6	Y		R	12/2023		
132221	Ramanathapuram Centennial	09/04/2017	Active	33	2	5	-8.33%	34	3	0	Y		N	01/2025		
	Exc Award (06/30/2019, 06/30/2020, 06/30/2023, 06/30/2025)															
123063	Ramanathapuram Gold	09/03/2014	Active	17	0	0	0.00%	18		6	Y	2		10/2024		
	Exc Award (06/30/2021)															
132139	Ramanathapuram Life Savers	07/11/2017	Active	28	0	0	0.00%	29		2	Y			10/2025		
	Exc Award (06/30/2019, 06/30/2020, 06/30/2022, 06/30/2025)															
152130	Ramanathapuram Passion	08/09/2022	Active	12	2	0	20.00%	10		4	Y			10/2025		
	Exc Award (06/30/2023)															
49550	RAMANATHAPURAM SETHUPATHY	05/25/1989	Active(1)	24	3	1	9.09%	27	8	2	Y			10/2025		
	Exc Award (06/30/2020)															
117524	RAMANATHAPURAM TOWN	08/06/2012	Active	17	0	1	-5.56%	19	13	4	Y	2		04/2025		
	Exc Award (06/30/2020)															
106570	RAMESWARAM ISLAND	09/10/2009	Active(1)	10	0	2	-16.67%	12	7	0	Y			06/2023		
	Exc Award (06/30/2023)															
139218	Rameswaram Town Pearls	07/18/2019	Active	12	0	0	0.00%	15		5	N	None		01/2024		
149879	Sahayanagar Joy	03/08/2022	Active	20	1	0	5.26%	19		2	Y			10/2024	90+ Days	
26501	SAHUPURAM	01/06/1972	Active	36	0	0	0.00%	38		5	Y		N	08/2025		
	Exc Award (06/30/2019)															
56565	SANKARANKOVIL	02/20/1995	Active	99	2	7	-4.81%	92	0	0	Y		N	11/2025		
	Exc Award (06/30/2019, 06/30/2023, 06/30/2025)															
147151	Sankarankovil Classic	11/17/2021	Active	48	4	0	9.09%	40		1	Y			11/2025		



Club Health Assessment for DISTRICT 3242 A through November 2025

			Status		Membership					Reports				Finance		LCIF
Club Number	Club Name	Charter Date	Times in Status Quo in Past 2 Years	Current Member Count **	YTD Members Added	YTD Members Dropped	YTD Net Growth% ***	Member Count 1 Year Ago	Dropped Members Avg.Length of Service	Months Since Membership Update	Current Officers Reported ****	Current President Repeated Term	VP Reported *****	Last Date Reported Service (mm/yyyy)	Account Balance	YTD Donations
Exc Award (06/30/2023)																
141791	Sankarankovil Pearls	06/19/2020	Active	20	0	1	-4.76%	21	3	4	Y			07/2025		
Exc Award (06/30/2023)																
105001	SATHANKULAM STAR	03/16/2009	Active	28	0	0	0.00%	25		5	N	None		11/2024		
43432	SATHUR	01/16/1984	Active(1)	21	2	0	10.53%	21		2	Y	3	N	07/2025		
Exc Award (06/30/2023)																
104721	SAWYERPURAM SEBATHIAPURAM	02/13/2009	Active	56	2	0	3.70%	56		2	Y		N	10/2025		\$2,000.00
Exc Award (06/30/2017, 06/30/2020, 06/30/2023, 06/30/2024)																
26504	SIVAKASI	05/09/1961	Active	226	6	1	2.26%	229	46	1	Y		N	11/2025		
Exc Award (06/30/2017, 06/30/2019, 06/30/2021, 06/30/2022, 06/30/2023, 06/30/2024)																
63046	SIVAKASI CENTRAL	04/04/2000	Active(1)	27	0	0	0.00%	28		6	Y		N	09/2025		
Exc Award (06/30/2020, 06/30/2022, 06/30/2023)																
59692	SIVAKASI COSMOS	06/09/1997	Active	77	5	0	6.94%	67		2	Y		N	10/2025		
Exc Award (06/30/2019, 06/30/2020, 06/30/2022, 06/30/2023)																
99695	SIVAKASI CRACKER CITY	06/19/2007	Active	24	2	2	0.00%	26	3	0	Y			11/2025		
Exc Award (06/30/2017, 06/30/2020, 06/30/2023)																
128387	Sivakasi Golden Centennial	09/20/2016	Status Quo(2)	15	0	0	0.00%	22		1	Y			10/2024	90+ Days	
Exc Award (06/30/2017)																
53740	SIVAKASI INDUSTRIAL TOWN	10/14/1992	Active	102	4	0	4.08%	100		2	Y		N	10/2025		
Exc Award (06/30/2017, 06/30/2019, 06/30/2020, 06/30/2023)																
150862	Sivakasi Joy Star	06/02/2022	Active	21	6	6	0.00%	18	9	3	Y		N	02/2024	90+ Days	
Exc Award (06/30/2023)																
144407	Sivakasi Kings	01/07/2021	Status Quo(2)	51	1	0	2.00%	76		3	Y			11/2025	90+ Days	
Exc Award (06/30/2023)																
153769	Sivakasi Passion	02/27/2023	Active	47	2	0	4.44%	47		4	Y		N	07/2025		
Exc Award (06/30/2023)																
139758	Sivakasi Pearls Spark	09/24/2019	Active(1)	17	5	0	41.67%	12		4	Y	2	N	11/2025	90+ Days	
Exc Award (06/30/2020, 06/30/2023)																



Club Health Assessment for DISTRICT 3242 A through November 2025

			Status	Membership						Reports				Finance	LCIF	
Club Number	Club Name	Charter Date	Times in Status Quo in Past 2 Years	Current Member Count **	YTD Members Added	YTD Members Dropped	YTD Net Growth% ***	Member Count 1 Year Ago	Dropped Members Avg.Length of Service	Months Since Membership Update	Current Officers Reported ****	Current President Repeated Term	VP Reported *****	Last Date Reported Service (mm/yyyy)	Account Balance	YTD Donations
29707	SPICNAGAR	07/15/1974	Active(2)	52	8	0	18.18%	46		1	Y		R	11/2025		
	Exc Award (06/30/2017, 06/30/2020)															
30844	SRIVILLIPUTHUR	05/19/1975	Active	37	0	1	-2.63%	36	45	4	Y		R	11/2025		\$1,000.00
	Exc Award (06/30/2017, 06/30/2020, 06/30/2022, 06/30/2023)															
39100	TENKASI	11/28/1980	Active	20	0	0	0.00%	21		5	Y			08/2024		
140006	Thangachimadam Pearls	11/03/2019	Active(1)	20	0	0	0.00%	19		4	Y			09/2024		
	Exc Award (06/30/2022)															
60613	THICKANAMCODE	04/06/1998	Active	39	3	0	8.33%	36		2	Y			07/2022		
	Exc Award (06/30/2023)															
150733	Thingal Nagar Central	05/26/2022	Active(2)	22	5	0	29.41%	21		2	Y	3	N	11/2025		
105438	THIRUCHENDUR CITY	05/12/2009	Active(1)	19	4	2	11.76%	22	7	0	Y		N	10/2025		
43127	THIRUTHANGAL	10/05/1983	Active	31	2	3	-3.13%	33	11	0	Y		IP	07/2025		
	Exc Award (06/30/2017, 06/30/2020, 06/30/2023)															
118944	THIRUVATTAR	03/15/2013	Status Quo(2)	31	0	0	0.00%	38		8	N	None		08/2022	90+ Days	
124704	Thiruvengadam Gold	04/22/2015	Status Quo(1)	13	0	0	0.00%	13		17	Y		N	01/2023	90+ Days	
	Exc Award (06/30/2023)															
140911	Thoothukudi Royal Pearl City	03/09/2020	Active(1)	20	0	0	0.00%	19		5	Y			10/2023		
45624	THUCKALAY	12/31/1985	Active	18	2	1	5.88%	17	3	1	Y			03/2025		
	Exc Award (06/30/2017, 06/30/2020)															
65075	THUCKALAY TOWN	03/12/2002	Active	22	1	0	4.76%	24		4	Y		N	10/2023		
	Exc Award (06/30/2019)															
26507	TIRUNELVELI	09/12/1960	Active	20	3	0	17.65%	17		0	Y		N	10/2025		
	Exc Award (06/30/2019, 06/30/2020, 06/30/2023)															
58141	TIRUNELVELI CENTRAL	04/11/1996	Active	21	10	0	90.91%	12		3	N	None	N	10/2023		
	Exc Award (06/30/2020, 06/30/2022, 06/30/2023)															
64446	TIRUNELVELI CITY	06/25/2001	Active	15	0	0	0.00%	15		7	Y		R	07/2025		
	Exc Award (06/30/2023)															
137364	Tirunelveli Dawn City	02/13/2019	Active	32	4	0	14.29%	30		0	Y		N	11/2025		
	Exc Award (06/30/2020, 06/30/2023)															
123029	Tirunelveli Gold	08/27/2014	Status Quo(2)	39	0	9	-18.75%	38	4	4	Y			07/2025	90+ Days	



Club Health Assessment for DISTRICT 3242 A through November 2025

			Status	Membership						Reports				Finance	LCIF	
Club Number	Club Name	Charter Date	Times in Status Quo in Past 2 Years	Current Member Count **	YTD Members Added	YTD Members Dropped	YTD Net Growth% ***	Member Count 1 Year Ago	Dropped Members Avg.Length of Service	Months Since Membership Update	Current Officers Reported ****	Current President Repeated Term	VP Reported *****	Last Date Reported Service (mm/yyyy)	Account Balance	YTD Donations
Exc Award (06/30/2019, 06/30/2020)																
132656	Tirunelveli Green City	12/12/2017	Active	19	1	0	5.56%	18		2	Y		IP	08/2022		\$1,000.07
123640	Tirunelveli Kodeeswaran Nagar Gold	11/17/2014	Active	24	0	0	0.00%	24		19	N	None		10/2024		
Exc Award (06/30/2017, 06/30/2023)																
109995	TIRUNELVELI METRO	01/03/2011	Active(1)	25	1	3	-7.41%	31	1	2	Y		N	02/2024		\$3,000.21
Exc Award (06/30/2023)																
155328	Tirunelveli Perfect Gold	07/28/2023	Active(1)	20	0	0	0.00%	24		4	Y		N	10/2024		
132254	Tirunelveli Phoenix	10/05/2017	Active(1)	17	0	2	-10.53%	26	3	4	N	None		12/2023		
Exc Award (06/30/2023)																
142534	Tirunelveli Smart City Kings	08/14/2020	Active	41	0	1	-2.38%	40	5	4	Y		N	11/2025		
Exc Award (06/30/2023, 06/30/2025)																
103802	TIRUNELVELI STAR	10/10/2008	Active	23	0	0	0.00%	27		2	Y		N	05/2024		\$5,237.43
Exc Award (06/30/2020, 06/30/2023)																
68522	TIRUNELVELI TOWER	04/09/2003	Active	16	1	0	6.67%	19		4	Y	3		10/2024		
Exc Award (06/30/2017, 06/30/2023)																
52384	TISAYANVILAI	01/02/1992	Active(1)	33	0	1	-2.94%	34	14	4	Y	2		10/2023		
Exc Award (06/30/2020, 06/30/2023)																
26510	TUTICORIN	08/26/1959	Active	93	0	0	0.00%	102		3	Y		N	10/2024		\$116.39
Exc Award (06/30/2017, 06/30/2018, 06/30/2019, 06/30/2020, 06/30/2023)																
139222	Tuticorin Akshaya Pearl City	08/08/2019	Status Quo(2)	19	0	0	0.00%	21		8	Y		N	08/2024	90+ Days	
Exc Award (06/30/2020, 06/30/2023)																
50051	TUTICORIN BHARATHY	12/18/1989	Active	40	3	0	8.11%	45		3	Y			08/2025		\$1,000.00
Exc Award (06/30/2017, 06/30/2024)																
128660	Tuticorin Centennial	09/28/2016	Active	30	0	0	0.00%	30		5	Y		N	10/2023		\$1,806.56
Exc Award (06/30/2017, 06/30/2020, 06/30/2023)																
52676	TUTICORIN CENTRAL	03/10/1992	Active(2)	22	0	0	0.00%	30		3	Y			10/2022		
Exc Award (06/30/2022)																
97751	TUTICORIN CITY	09/22/2006	Active(1)	22	0	5	-18.52%	34	7	0	Y		R	06/2023		
Exc Award (06/30/2023)																
149976	Tuticorin Evergreen	02/24/2022	Status Quo(2)	6	0	0	0.00%	9		6	N			01/2023	90+ Days	
120436	Tuticorin Green World	09/30/2013	Active(1)	20	0	0	0.00%	27		7	Y		N	05/2025		\$1,000.07



Club Health Assessment for DISTRICT 3242 A through November 2025

			Status	Membership						Reports				Finance	LCIF	
Club Number	Club Name	Charter Date	Times in Status Quo in Past 2 Years	Current Member Count **	YTD Members Added	YTD Members Dropped	YTD Net Growth% ***	Member Count 1 Year Ago	Dropped Members Avg.Length of Service	Months Since Membership Update	Current Officers Reported ****	Current President Repeated Term	VP Reported *****	Last Date Reported Service (mm/yyyy)	Account Balance	YTD Donations
Exc Award (06/30/2020, 06/30/2021, 06/30/2023)																
155330	Tuticorin Kings	07/21/2023	Active(1)	60	0	0	0.00%	65		5	Y		R	11/2024		
155078	Tuticorin Korkai Perfect	07/11/2023	Active	23	5	0	27.78%	23		4	Y		N	12/2023		
150058	Tuticorin Light House	03/02/2022	Active	33	0	10	-23.26%	37	4	4	Y		N	01/2024		
Exc Award (06/30/2025)																
84158	TUTICORIN MID-TOWN	09/07/2004	Active(1)	16	0	0	0.00%	17		2	Y			08/2023		\$1,000.00
Exc Award (06/30/2017, 06/30/2020, 06/30/2023)																
139583	Tuticorin Pearl Sports	08/27/2019	Cancelled(8*)	0	0	10	-100.00%	0	1	2	N	None		08/2022	90+ Days	
139584	Tuticorin Pearls	09/27/2019	Active	50	0	18	-26.47%	82	4	0	Y	4	R	11/2025		
Exc Award (06/30/2020, 06/30/2023)																
116079	TUTICORIN SNOWS	02/15/2012	Active	26	0	0	0.00%	20		4	Y		IP	10/2024		
Exc Award (06/30/2017, 06/30/2023)																
117806	TUTICORIN STAR	09/11/2012	Status Quo(2)	21	10	8	10.53%	19	4	4	Y	5		08/2023	90+ Days	
Exc Award (06/30/2023)																
137769	Uchipuli Dawn	04/03/2019	Active	29	2	0	7.41%	27		2	Y			12/2023		
Exc Award (06/30/2023)																
155370	Vadakkankulam Perfect	07/28/2023	Status Quo(1)	17	4	3	6.25%	16	2	0	Y			10/2024	90+ Days	\$1,000.00
119098	VADAKKANKULAM WIND CITY	04/02/2013	Active	21	2	0	10.53%	17		4	N	None		12/2023		
Exc Award (06/30/2017, 06/30/2023)																
50307	VALLIOOR	03/16/1990	Active	70	6	0	9.38%	67		1	Y		N	11/2025		
Exc Award (06/30/2023)																
82774	VALLIOOR TOWN	06/24/2004	Active	16	0	0	0.00%	25		7	Y		N	07/2025		\$465.54
54484	VICKRAMASINGAPURAM	05/17/1993	Active	33	0	0	0.00%	36		4	Y		R	01/2023	90+ Days	
Exc Award (06/30/2019, 06/30/2020, 06/30/2023)																
153403	Vickramasingapuram Passion	01/05/2023	Active(1)	48	5	0	11.63%	42		2	Y		N	10/2025		
26512	VIRUDHUNAGAR	10/06/1962	Active	74	1	4	-3.90%	73	5	3	Y			11/2025		
Exc Award (06/30/2017, 06/30/2019, 06/30/2020, 06/30/2023)																
60957	VIRUDHUNAGAR BUSI TOWN	06/26/1998	Active	14	3	0	27.27%	12		4	Y	3	R	11/2025		
Exc Award (06/30/2020)																



Club Health Assessment for DISTRICT 3242 A through November 2025

						Status				Membership					Reports				Finance		LCIF
						Times in Status Quo in Past 2 Years	Current Member Count **	YTD Members Added	YTD Members Dropped	YTD Net Growth% ***	Member Count 1 Year Ago	Dropped Members Avg.Length of Service	Months Since Membership Update	Current Officers Reported ****	Current President Repeated Term	VP Reported *****	Last Date Reported Service (mm/yyyy)	Account Balance	YTD Donations		
Club Number	Club Name	Charter Date																			
135933	Virudhunagar Dawn	08/22/2018				Active	44	0	1	-2.22%	47	7	0	Y			R	11/2025			
Exc Award (06/30/2019, 06/30/2020)																					
143198	Virudhunagar Kings	10/15/2020				Active(1)	22	4	0	22.22%	16		0	Y			N	11/2025			
155331	Virudhunagar Perfect Kings	07/24/2023				Active(1)	31	10	0	47.62%	26		1	Y		3	N	11/2025			
40829	WATRAP	01/27/1982				Active	40	0	0	0.00%	41		4	Y			N	11/2025			
Exc Award (06/30/2017, 06/30/2019, 06/30/2020)																					
Current Total Clubs Count	YTD New Clubs Count	YTD Cancelled Clubs Count	YTD Net Club Gain	Current Total Members Count	YTD Add	YTD Drop	YTD Net Growth	YTD Net Growth %	Member Count 12 Months Ago	Average Member Count Per Club	% of Clubs with less than 20 members	% No Officer Report in 12 Months	% of Clubs with balance 90+ days	Number of Clubs in Status Quo	% Status Quo Clubs in Financial Suspension	Number of Cancelled Clubs	Average Cancelled Club Age	Members Lost Due to Cancellation	% of Clubs Cancelled for Non-Financial Reasons		
194	7	3	4	5,820	529	423	106	1.86%	5,560	30	27%	7%	23%	31	100%	3	21	29	0%		

* - P - Priority Club. Cancellation Reasons: 1-Objectives/conduct, 2-Non-active club, 5-Non-existing club, 6-Disbanding, 7-Merger, 8-Financial Suspension, 9-District/Multiple District Dues.

** Red denotes below 15 active members.

*** Red denotes 20% + loss.

**** Y - all 3 (President, Secretary, Treasurer) club officers reported, N - not all 3 reported.

***** Abbreviation: N-New, IP-Immediate Past, R-Repeat.



Club Health Assessment for DISTRICT 3242 B through November 2025

			Status	Membership						Reports				Finance	LCIF	
Club Number	Club Name	Charter Date	Times in Status Quo in Past 2 Years	Current Member Count **	YTD Members Added	YTD Members Dropped	YTD Net Growth% ***	Member Count 1 Year Ago	Dropped Members Avg.Length of Service	Months Since Membership Update	Current Officers Reported ****	Current President Repeated Term	VP Reported *****	Last Date Reported Service (mm/yyyy)	Account Balance	YTD Donations
Clubs less than two years old																
176572	Aundipatty Gems	09/04/2024	Active	25	5	0	25.00%	20		4	Y			08/2025		\$5.82
175084	Batlagundu West	08/01/2024	Active	21	0	0	0.00%	21		15	N	None			90+ Days	
172049	Devakottai Aristo	06/12/2024	Active	30	3	1	7.14%	26	0	2	Y			11/2025		\$5.82
157440	Dindigul Democrats	03/04/2024	Active	17	1	0	6.25%	18		4	Y		R	11/2025		\$5.82
176613	Dindigul Golden City	08/06/2024	Active	22	5	3	10.00%	20	1	2	Y			09/2025		\$5.24
188599	Dindigul Mahizh	08/20/2025	Active	27	27	0	100.00%	0		1	Y		N	10/2025		\$100.00
174905	Dindigul N S Nagar	07/26/2024	Active	20	2	2	0.00%	20	1	2	Y			09/2025		\$5.82
174909	Dindigul R M Colony	08/06/2024	Active	26	5	0	23.81%	21		2	Y	2		10/2025	90+ Days	
175791	Karaikudi Manickam	08/02/2024	Active	24	1	0	4.35%	20		4	Y			11/2025	90+ Days	\$252.79
185171	Madurai Anjappar	07/24/2025	Active	20	20	0	100.00%	0		4	Y			08/2025	90+ Days	\$5.00
185237	Madurai Blossoms	07/24/2025	Active	23	23	0	100.00%	0		0	Y			11/2025	90+ Days	\$5.82
185191	Madurai Sangath Tamil	07/24/2025	Active	20	20	0	100.00%	0		4	Y			11/2025	90+ Days	\$5.00
156977	Madurai Wings	02/02/2024	Active	12	2	0	20.00%	14		4	Y			07/2025		\$5.24
188890	Palani City	08/07/2025	Active	20	20	0	100.00%	0		2	Y			08/2025		\$884.55
174878	Palani Diamonds	07/26/2024	Active	24	6	5	4.35%	21	17	3	Y			11/2025	90+ Days	\$103.93
157870	Palani Friends	04/02/2024	Active	19	2	0	11.76%	12		4	Y	3		11/2025		\$5.00
175793	Palani Golden Peacock	07/26/2024	Active	14	1	0	7.69%	20		4	Y			10/2025		\$5.82
186157	Palani Malai	07/24/2025	Active	30	36	6	100.00%	0	0	3	Y			11/2025		\$5.00
185455	Periyakulam Gold	07/24/2025	Active	33	33	0	100.00%	0		0	N			11/2025		
186087	Salaigramam Sangamam	07/24/2025	Active	22	22	0	100.00%	0		4	Y			10/2025	90+ Days	
186584	Sivagangai Rani Velunachiyar	07/24/2025	Active	25	25	0	100.00%	0		2	Y			10/2025	90+ Days	
179704	Theni Eagle	03/04/2025	Active	30	8	0	36.36%	0		4	Y	2		08/2025		\$11.64
175085	Theni Grand	07/26/2024	Active	35	1	0	2.94%	21		1	Y	2	N	10/2025		\$11.64
183401	Theni Ilampirai	07/24/2025	Active	30	30	0	100.00%	0		0	Y			11/2025		\$889.03
190610	Theni Kavithalaya	11/10/2025	Newly Chartered	20	20	0	100.00%	0		0	Y					
174908	Theni Thanga Tamil	08/01/2024	Active	27	1	0	3.85%	20		4	Y	2		11/2025		\$11.64



Club Health Assessment for DISTRICT 3242 B through November 2025

			Status	Membership					Reports					Finance		LCIF
Club Number	Club Name	Charter Date	Times in Status Quo in Past 2 Years	Current Member Count **	YTD Members Added	YTD Members Dropped	YTD Net Growth% ***	Member Count 1 Year Ago	Dropped Members Avg.Length of Service	Months Since Membership Update	Current Officers Reported ****	Current President Repeated Term	VP Reported *****	Last Date Reported Service (mm/yyyy)	Account Balance	YTD Donations
190747	Thirumangalam Saaral	11/11/2025	Newly Chartered	20	20	0	100.00%	0		0	Y					
Clubs more than two years old																
68852	ALANGANALLUR	05/22/2003	Active	19	1	0	5.56%	19		4	Y			10/2025		\$5.82
	Exc Award (06/30/2018)															
58978	AYYAMPALAYAM TOWN	12/30/1996	Active	19	6	0	46.15%	24		1	Y			09/2025		
62684	BATLAGUNDU BETEL CITY	01/06/2000	Active	29	1	0	3.57%	28		4	Y		N	07/2025		\$5.82
	Exc Award (06/30/2018, 06/30/2023)															
135851	Batlagundu Eden Garden	07/10/2018	Active	38	14	0	58.33%	34		4	Y			10/2025		\$5.82
	Exc Award (06/30/2023)															
26470	BODINAYAKANUR	05/23/1970	Active	117	6	4	1.74%	115	11	0	Y			10/2025		\$52.38
	Exc Award (06/30/2016, 06/30/2018, 06/30/2024)															
115433	BODINAYAKANUR BEST	10/31/2011	Active	22	1	1	0.00%	25	1	2	N			10/2025		\$17.46
	Exc Award (06/30/2022)															
65064	BODINAYAKANUR CARDAMOM CITY	03/12/2002	Active	28	5	0	21.74%	25		1	Y			10/2025		\$890.37
	Exc Award (06/30/2023)															
135853	Bodinayakanur Rich	07/10/2018	Active	19	1	0	5.56%	15		4	Y			10/2025		\$11.64
	Exc Award (06/30/2022, 06/30/2023)															
26473	CUMBUM	01/22/1970	Active	56	6	0	12.00%	47		2	Y		N	09/2025		\$115.22
	Exc Award (06/30/2018, 06/30/2023)															
147098	Cumbum Emai	07/02/2021	Active	26	1	0	4.00%	36		4	Y			10/2025		\$58.19
26475	DEVAKOTTAI	12/18/1968	Active	49	5	0	11.36%	49		2	Y			11/2025		\$105.00
	Exc Award (06/30/2018)															
126868	Devakottai City	03/11/2016	Active(1)	10	0	1	-9.09%	15	1	4	Y	3		08/2022	90+ Days	
	Exc Award (06/30/2018)															
123056	Devakottai Cosmos	09/03/2014	Active	76	5	0	7.04%	72		1	Y		N	11/2025	90+ Days	\$5.82
	Exc Award (06/30/2016, 06/30/2018, 06/30/2023)															
109313	DEVAKOTTAI JEYAM	09/24/2010	Active	25	1	1	0.00%	33	17	4	Y			07/2025		\$5.82
26478	DINDIGUL	12/17/1967	Active(2)	52	17	7	23.81%	92	14	0	Y			09/2025		\$5.82
	Exc Award (06/30/2016, 06/30/2017, 06/30/2018)															



Club Health Assessment for DISTRICT 3242 B through November 2025

			Status	Membership						Reports				Finance	LCIF	
Club Number	Club Name	Charter Date	Times in Status Quo in Past 2 Years	Current Member Count **	YTD Members Added	YTD Members Dropped	YTD Net Growth% ***	Member Count 1 Year Ago	Dropped Members Avg.Length of Service	Months Since Membership Update	Current Officers Reported ****	Current President Repeated Term	VP Reported *****	Last Date Reported Service (mm/yyyy)	Account Balance	YTD Donations
55259	DINDIGUL ABIRAMI	01/28/1994	Active	28	1	0	3.70%	25		4	Y			10/2025		\$5.82
	Exc Award (06/30/2018)															
154463	Dindigul City	06/06/2023	Active	37	6	1	15.63%	35	2	2	Y			10/2025		
97196	DINDIGUL COSMOS	05/26/2006	Active	83	29	7	36.07%	72	3	1	Y			11/2025		\$4,433.81
	Exc Award (06/30/2017, 06/30/2018, 06/30/2022)															
56112	DINDIGUL DIAMOND	09/27/1994	Active	39	8	0	25.81%	36		2	Y		N	11/2025		\$110.00
	Exc Award (06/30/2017, 06/30/2023, 06/30/2024)															
152147	Dindigul Friends	08/11/2022	Active	26	1	0	4.00%	25		4	Y	2		11/2025		\$5.24
	Exc Award (06/30/2024)															
84238	DINDIGUL GEM	10/26/2004	Active	57	5	0	9.62%	54		2	Y			09/2025		\$761.76
	Exc Award (06/30/2016, 06/30/2017, 06/30/2018)															
111438	DINDIGUL JYOTHI	06/21/2011	Active	38	1	0	2.70%	31		4	Y			10/2025		\$5.24
	Exc Award (06/30/2017, 06/30/2018, 06/30/2022)															
119720	Dindigul Majestic	06/24/2013	Active	33	5	0	17.86%	37		1	Y		N	10/2025		\$5.00
	Exc Award (06/30/2016, 06/30/2017, 06/30/2021)															
138774	Dindigul Mass	07/23/2019	Active	64	6	5	1.59%	68	4	4	Y		N	10/2025		\$5.00
	Exc Award (06/30/2020, 06/30/2021, 06/30/2022, 06/30/2024)															
50675	DINDIGUL METRO	06/01/1990	Active	24	3	1	9.09%	24	22	2	Y		N	11/2025		\$5.82
	Exc Award (06/30/2017, 06/30/2022, 06/30/2024)															
125746	Dindigul Mother Teresa	09/28/2015	Active	57	6	0	11.76%	48		2	Y	2		11/2025		\$100.00
	Exc Award (06/30/2022, 06/30/2024)															
108404	DINDIGUL RAINBOW	05/21/2010	Active	22	6	4	10.00%	19	5	1	Y			10/2025	90+ Days	\$5.82
138492	Dindigul Rethinam	06/10/2019	Active(2)	80	80	0	100.00%	30		2	Y			09/2025		
40955	DINDIGUL ROCK FORT	02/23/1982	Active	223	52	0	30.41%	123		1	Y			09/2025		\$1,518.86
	Exc Award (06/30/2016, 06/30/2017, 06/30/2018, 06/30/2022)															
125591	Dindigul Udhayam	09/09/2015	Active	96	32	2	45.45%	62	2	1	Y			09/2025		\$5.82
	Exc Award (06/30/2017, 06/30/2024)															
84073	ELUMALAI	08/31/2004	Active	18	2	1	5.88%	15	5	2	Y			10/2025		\$5.00



Club Health Assessment for DISTRICT 3242 B through November 2025

			Status	Membership						Reports				Finance	LCIF	
Club Number	Club Name	Charter Date	Times in Status Quo in Past 2 Years	Current Member Count **	YTD Members Added	YTD Members Dropped	YTD Net Growth% ***	Member Count 1 Year Ago	Dropped Members Avg.Length of Service	Months Since Membership Update	Current Officers Reported ****	Current President Repeated Term	VP Reported *****	Last Date Reported Service (mm/yyyy)	Account Balance	YTD Donations
Exc Award (06/30/2017)			Active	25	1	0	4.17%	25		2	Y		N	11/2025		\$5.82
102431	ILAYANGUDI CITY	06/13/2008														
Exc Award (06/30/2018, 06/30/2022)			Active	64	21	1	45.45%	47	15	2	N	2	N	08/2025		\$10.82
64674	KALAYARKOIL	09/11/2001														
Exc Award (06/30/2017, 06/30/2023)			Active	18	2	0	12.50%	18		1	Y			08/2025		\$5.82
123371	Kalayarkoil Supreme	10/16/2014														
Exc Award (06/30/2016, 06/30/2018)			Active	178	14	4	5.95%	174	4	2	Y			11/2025		\$619.53
26482	KARAIKUDI	03/28/1967														
Exc Award (06/30/2017, 06/30/2018, 06/30/2019, 06/30/2021, 06/30/2022, 06/30/2023)			Active	45	5	1	9.76%	45	9	1	Y			11/2025		\$5.00
54710	KARAIKUDI ALAGAPPAPURAM	06/29/1993														
Exc Award (06/30/2017, 06/30/2024)			Active	33	3	1	6.45%	35	4	0	Y			11/2025	90+ Days	\$34.92
111293	KARAIKUDI CITY	06/08/2011														
Exc Award (06/30/2018)			Active	21	1	0	5.00%	19		4	Y			07/2025		\$5.24
146040	Karaikudi Cosmopolitan	06/03/2021														
Exc Award (06/30/2023)			Active	108	7	0	6.93%	105		1	Y		N	11/2025		\$129.54
56404	KARAIKUDI COSMOS	01/03/1995														
Exc Award (06/30/2017, 06/30/2022)			Active	24	5	0	26.32%	25		2	Y			11/2025	90+ Days	\$5.82
131808	Karaikudi Dr Alagappar Science City	07/05/2017														
Exc Award (06/30/2017, 06/30/2023)			Active	30	20	0	200.00%	10		4	Y			10/2025	90+ Days	\$105.09
132362	Karaikudi Oviyam	08/29/2017														
Exc Award (06/30/2017, 06/30/2018)			Active	11	1	0	10.00%	10		3	Y	3		07/2025	90+ Days	
111014	KARAIKUDI SAKTHI	05/05/2011														
Exc Award (06/30/2017, 06/30/2018)			Active	11	1	0	10.00%	10		2	Y			07/2025	90+ Days	\$5.00
129417	Karaikudi Science City	11/18/2016														
Exc Award (06/30/2018)			Active	56	10	8	3.70%	39	4	1	Y			10/2025	90+ Days	\$109.75
56439	KARAIKUDI SELECT	01/16/1995														
Exc Award (06/30/2017, 06/30/2023)			Active	9	7	5	28.57%	12	1	0	Y			11/2025		\$5.00
135388	Karaikudi Stars	07/09/2018														
Exc Award (06/30/2023)			Active	16	6	0	60.00%	10		1	Y			08/2025		\$105.09
110418	KARAIKUDI SUN	03/01/2011														
Exc Award (06/30/2017, 06/30/2023)			Active	28	11	0	64.71%	20		3	Y			11/2025	90+ Days	\$105.09
60371	KARAIKUDI SUPREME	02/16/1998														
Exc Award (06/30/2022, 06/30/2023)			Active	34	6	0	21.43%	31		1	Y		N	11/2025		\$98.12
138660	Karaikudi Vetri	06/21/2019														



Club Health Assessment for DISTRICT 3242 B through November 2025

			Status	Membership						Reports				Finance	LCIF	
Club Number	Club Name	Charter Date	Times in Status Quo in Past 2 Years	Current Member Count **	YTD Members Added	YTD Members Dropped	YTD Net Growth***	Member Count 1 Year Ago	Dropped Members Avg.Length of Service	Months Since Membership Update	Current Officers Reported ****	Current President Repeated Term	VP Reported *****	Last Date Reported Service (mm/yyyy)	Account Balance	YTD Donations
115350	KODAIKANAL KURINJI	10/20/2011	Active	26	1	6	-16.13%	31	8	0	Y			10/2025		
	Exc Award (06/30/2017)															
104354	KODAIKANAL SUN	01/12/2009	Active	61	8	0	15.09%	48		2	Y			07/2025		\$11.64
	Exc Award (06/30/2018, 06/30/2023)															
58986	KODAIKANAL TOWN	12/18/1996	Active(1)	10	1	0	11.11%	9		4	Y	5		07/2025		
	Exc Award (06/30/2016, 06/30/2018)															
102987	KOTTAIYUR SRIRAMNAGAR	06/23/2008	Active	21	1	0	5.00%	18		0	Y			07/2025		\$10.24
153429	Madagupatty Cosmos	03/09/2023	Active	14	2	6	-22.22%	18	2	2	Y			07/2025		\$5.00
103665	MADURAI AANANTHAM	09/16/2008	Active	22	1	1	0.00%	23	1	4	Y		R	07/2025		\$11.64
	Exc Award (06/30/2017, 06/30/2018)															
147366	Madurai Aadhi	07/04/2021	Active	22	1	0	4.76%	22		4	Y		R	08/2025		\$5.00
102410	MADURAI AAKASH	06/13/2008	Active	16	1	0	6.67%	15		4	Y			07/2025		\$5.82
	Exc Award (06/30/2017)															
51912	MADURAI ABIRAMI	07/02/1991	Active	20	1	0	5.26%	21		4	Y		N	10/2025		\$5.00
144434	Madurai Adventurers	12/30/2020	Active	18	1	2	-5.26%	19	2	0	Y		N	10/2025		\$5.82
	Exc Award (06/30/2023)															
108463	MADURAI ALAGAR	05/25/2010	Active	18	5	0	38.46%	13		2	Y			10/2025		\$10.00
	Exc Award (06/30/2018)															
46905	MADURAI ALAVAI	01/22/1987	Active	20	3	0	17.65%	19		3	Y	2		08/2025		\$122.20
	Exc Award (06/30/2017)															
57859	MADURAI ALL-WIN	02/12/1996	Active	19	0	0	0.00%	19		17	Y			08/2025		\$24.02
	Exc Award (06/30/2017, 06/30/2018, 06/30/2022)															
135386	Madurai Amaze	07/09/2018	Active	33	6	0	22.22%	26		1	Y		N	10/2025		\$412.36
	Exc Award (06/30/2022, 06/30/2023)															
126851	Madurai Anbalayam	03/11/2016	Active	34	7	0	25.93%	24		2	Y		IP	09/2025		\$17.46
	Exc Award (06/30/2022)															
96840	MADURAI ANNAI	04/04/2006	Active	16	1	0	6.67%	19		4	Y	2		08/2025		\$15.25
	Exc Award (06/30/2016, 06/30/2017, 06/30/2023)															
135426	Madurai Aram	07/16/2018	Active	32	6	4	6.67%	31	6	2	Y		N	10/2025		\$5.24
	Exc Award (06/30/2021, 06/30/2022)															
51101	MADURAI ARISTO	12/04/1990	Active	45	1	0	2.27%	42		3	Y			07/2025		\$5.00



Club Health Assessment for DISTRICT 3242 B through November 2025

			Status	Membership						Reports				Finance	LCIF	
Club Number	Club Name	Charter Date	Times in Status Quo in Past 2 Years	Current Member Count **	YTD Members Added	YTD Members Dropped	YTD Net Growth% ***	Member Count 1 Year Ago	Dropped Members Avg.Length of Service	Months Since Membership Update	Current Officers Reported ****	Current President Repeated Term	VP Reported *****	Last Date Reported Service (mm/yyyy)	Account Balance	YTD Donations
Exc Award (06/30/2017, 06/30/2021)			Status Quo(1)	20	7	1	42.86%	12	5	3	Y			07/2025	90+ Days	\$5.24
125378	Madurai Athens	08/12/2015														
Exc Award (06/30/2017)			Active(1)	8	8	0	100.00%	9		0	Y	2		07/2023		
123954	Madurai Best	01/20/2015														
Exc Award (06/30/2018)			Active	40	8	0	25.00%	36		1	Y		N	10/2025		\$105.00
147484	Madurai Best Friends	07/07/2021														
Exc Award (06/30/2022)			Active	18	2	0	12.50%	16		0	Y			10/2025		\$5.24
129756	Madurai Centennial	01/30/2017														
Exc Award (06/01/2018)			Active	15	1	0	7.14%	15		2	Y			11/2025		\$5.82
35880	MADURAI CENTRAL	06/12/1978														
Exc Award (06/30/2017, 06/30/2018)			Active	115	6	0	5.50%	124		2	Y		N	11/2025		\$587.94
26490	MADURAI CITY	01/13/1966														
Exc Award (06/30/2018, 06/30/2022, 06/30/2023)			Active	76	6	0	8.57%	71		2	Y			11/2025		\$5.82
48897	MADURAI COSMOS	09/12/1988														
Exc Award (06/30/2016, 06/30/2017, 06/30/2018, 06/30/2022, 06/30/2023)			Active	31	6	0	24.00%	23		2	Y			07/2025		\$5.82
106572	MADURAI DUKE	09/10/2009														
Exc Award (06/30/2017)			Active	28	5	0	21.74%	24		2	Y			10/2025		\$5.82
53988	MADURAI EAST	01/18/1993														
Exc Award (06/30/2016, 06/30/2017)			Active(1)	14	0	2	-12.50%	16	6	1	Y			10/2025		
55260	MADURAI ECHO	01/28/1994														
Exc Award (06/30/2018, 06/30/2023)			Active	45	5	0	12.50%	43		2	Y			08/2025		\$116.38
84636	MADURAI ELITE	01/03/2005														
Exc Award (06/30/2016, 06/30/2017)			Active	12	1	0	9.09%	16		4	Y	2		08/2025		\$5.82
126878	Madurai Friends	03/11/2016														
Exc Award (06/30/2020, 06/30/2021, 06/30/2022)			Active	34	1	0	3.03%	35		3	Y			11/2025		\$34.34
55775	MADURAI GEM	05/31/1994														
Exc Award (06/30/2017, 06/30/2018, 06/30/2023)			Active	32	2	1	3.23%	31	17	1	Y		N	10/2025		\$5.82
101805	MADURAI GOLDEN JUBILEE	05/14/2008														
Exc Award (06/30/2022, 06/30/2023)			Active(1)	23	23	0	100.00%	31		2	Y	2		10/2025	90+ Days	
123579	Madurai Green City	11/10/2014														
Exc Award (06/30/2016, 06/30/2018)																



Club Health Assessment for DISTRICT 3242 B through November 2025

			Status	Membership					Reports					Finance	LCIF	
Club Number	Club Name	Charter Date	Times in Status Quo in Past 2 Years	Current Member Count **	YTD Members Added	YTD Members Dropped	YTD Net Growth% ***	Member Count 1 Year Ago	Dropped Members Avg.Length of Service	Months Since Membership Update	Current Officers Reported ****	Current President Repeated Term	VP Reported *****	Last Date Reported Service (mm/yyyy)	Account Balance	YTD Donations
109544	MADURAI HAPPY	10/26/2010	Active	15	2	0	15.38%	13		4	Y			07/2025		\$11.64
	Exc Award (06/30/2017)															
26489	MADURAI HOST	04/28/1958	Active	48	1	0	2.13%	48		4	Y			10/2025		\$889.55
	Exc Award (06/30/2016, 06/30/2017, 06/30/2022)															
104934	MADURAI JEYAM	03/06/2009	Active	9	2	0	28.57%	7		1	Y	2		08/2025		
	Exc Award (06/30/2016)															
56516	MADURAI K K NAGAR	02/06/1995	Active	43	16	0	59.26%	27		1	Y			10/2025	90+ Days	
	Exc Award (06/30/2017)															
143686	Madurai Kurinji Malar	12/03/2020	Active	15	1	0	7.14%	16		0	Y		N	07/2025		\$5.24
	Exc Award (06/30/2022)															
49424	MADURAI KURUNJI	04/30/1989	Active(1)	15	1	0	7.14%	14		4	Y			07/2025		\$5.82
	Exc Award (06/30/2017, 06/30/2018)															
132088	Madurai Magudam	07/04/2017	Active	9	1	0	12.50%	10		3	Y			10/2025	90+ Days	\$5.82
51102	MADURAI MAJESTIC	12/04/1990	Active	16	1	0	6.67%	15		3	Y		R	09/2025		
	Exc Award (06/30/2016)															
42723	MADURAI MALLIGAI	05/26/1983	Active	19	1	0	5.56%	22		4	Y	2	R	10/2025		\$5.82
	Exc Award (06/30/2017, 06/30/2022)															
55033	MADURAI MANNAR	11/05/1993	Active	36	7	0	24.14%	32		1	Y			10/2025	90+ Days	\$20.00
	Exc Award (06/30/2023)															
155323	Madurai Mannin Maintharkal	08/04/2023	Active	14	1	0	7.69%	16		1	Y			10/2025		\$5.24
122982	Madurai Melvin	08/21/2014	Active	13	6	0	85.71%	9		1	Y		N	10/2025		\$12.02
45968	MADURAI METRO	03/19/1986	Active	19	1	0	5.56%	20		4	Y	2	R	10/2025	90+ Days	\$133.03
	Exc Award (06/30/2017, 06/30/2022)															
54421	MADURAI NAVJEEVAN	05/03/1993	Active	25	5	0	25.00%	25		1	Y		N	11/2025		\$5.82
	Exc Award (06/30/2016, 06/30/2017, 06/30/2021)															
50233	MADURAI NORTH	02/22/1990	Active	21	1	0	5.00%	20		4	Y		R	07/2025		\$5.00
	Exc Award (06/30/2017)															
42621	MADURAI PALACE	04/07/1983	Active	25	8	0	47.06%	20		1	Y			08/2025		\$5.24
	Exc Award (06/30/2016, 06/30/2017, 06/30/2018)															
41767	MADURAI PANDYAN	07/27/1982	Active	26	2	1	4.00%	25	13	3	Y			11/2025		\$5.82
	Exc Award (06/30/2017, 06/30/2023)															



Club Health Assessment for DISTRICT 3242 B through November 2025

			Status	Membership						Reports				Finance	LCIF	
Club Number	Club Name	Charter Date	Times in Status Quo in Past 2 Years	Current Member Count **	YTD Members Added	YTD Members Dropped	YTD Net Growth% ***	Member Count 1 Year Ago	Dropped Members Avg.Length of Service	Months Since Membership Update	Current Officers Reported ****	Current President Repeated Term	VP Reported *****	Last Date Reported Service (mm/yyyy)	Account Balance	YTD Donations
146150	Madurai Park Town	06/03/2021	Cancelled(6*)	0	0	0	0.00%	4		4	N	None		11/2023		
131414	Madurai Penny Cuick	06/17/2017	Active	38	7	4	8.57%	32	3	2	Y			09/2025		\$5.82
	Exc Award (06/30/2023, 06/30/2024)															
147367	Madurai Phoenix	07/05/2021	Active	57	12	3	18.75%	44	1	0	Y		R	11/2025		\$126.41
	Exc Award (06/30/2022, 06/30/2023)															
123594	Madurai Royal Emperors	11/11/2014	Active	17	1	0	6.25%	27		1	Y		N	10/2025		\$5.00
	Exc Award (06/30/2017, 06/30/2021, 06/30/2024)															
151284	Madurai Royal Kings	06/19/2022	Active	12	1	0	9.09%	11		4	Y			07/2025		\$5.00
118883	MADURAI SANGAMAM	03/06/2013	Active(2)	17	2	0	13.33%	14		3	Y		N	09/2025		\$5.82
	Exc Award (06/30/2017)															
139901	Madurai Senthamil	09/23/2019	Active	17	6	0	54.55%	12		3	Y	2	N	10/2025		\$121.39
	Exc Award (06/30/2021)															
56282	MADURAI SEVEN HILLS	11/28/1994	Active	49	8	0	19.51%	48		1	Y		N	11/2025	90+ Days	\$10.01
	Exc Award (06/30/2017)															
147467	Madurai Smart City	07/06/2021	Active	12	5	0	71.43%	10		1	Y		N	11/2025		
143882	Madurai Subramaniapuram	12/28/2020	Active(1)	10	1	0	11.11%	13		3	Y			07/2025	90+ Days	\$5.00
106401	MADURAI SUCCESS	08/26/2009	Active(1)	22	2	3	-4.35%	27	9	0	Y			07/2025		\$5.00
	Exc Award (06/30/2017, 06/30/2021)															
106343	MADURAI SUN	08/24/2009	Active(1)	21	5	1	23.53%	17	8	3	Y	2		10/2025		\$5.82
	Exc Award (06/30/2017)															
67125	MADURAI THAMIL	01/28/2003	Active(1)	17	5	0	41.67%	13		0	Y			08/2025		\$5.82
	Exc Award (06/30/2017, 06/30/2018)															
147802	Madurai The Honest	08/24/2021	Active	26	6	0	30.00%	20		1	Y			08/2025		\$762.34
59052	MADURAI THENDRAL	01/27/1997	Active	74	6	0	8.82%	69		0	Y			07/2025		\$5,396.72
	Exc Award (06/30/2018, 06/30/2022, 06/30/2023)															
125379	Madurai Thirunagar Best	09/23/2015	Active	23	7	1	35.29%	17	2	2	Y			09/2025	90+ Days	\$5.00
	Exc Award (06/30/2017)															
41090	MADURAI VAIGAI	03/08/1982	Active	51	10	1	21.43%	47	9	0	Y		N	11/2025		\$234.83
	Exc Award (06/30/2016, 06/30/2017, 06/30/2019, 06/30/2021, 06/30/2022)															
63616	MADURAI VAIGAI VADAKARAI	10/09/2000	Active(1)	11	0	0	0.00%	16		5	Y			08/2025		\$15.83



Club Health Assessment for DISTRICT 3242 B through November 2025

			Status	Membership					Reports					Finance	LCIF	
Club Number	Club Name	Charter Date	Times in Status Quo in Past 2 Years	Current Member Count **	YTD Members Added	YTD Members Dropped	YTD Net Growth% ***	Member Count 1 Year Ago	Dropped Members Avg.Length of Service	Months Since Membership Update	Current Officers Reported ****	Current President Repeated Term	VP Reported *****	Last Date Reported Service (mm/yyyy)	Account Balance	YTD Donations
Exc Award (06/30/2016, 06/30/2017)			Active	35	7	0	25.00%	28		1	Y			10/2025	90+ Days	\$410.86
52836	MADURAI VANTAGE	04/01/1992														
Exc Award (06/30/2016, 06/30/2018, 06/30/2022, 06/30/2023)			Active	24	3	0	14.29%	22		1	Y			11/2025		\$5.00
65227	MADURAI VICTORY	04/15/2002														
Exc Award (06/30/2016, 06/30/2017)			Active	23	5	0	27.78%	19		1	Y	2		09/2025		\$5.00
124235	Madurai Villapuram Pudhu Nagar	03/02/2015														
Exc Award (06/30/2017, 06/30/2018)			Active	44	5	1	10.00%	37	1	2	Y			11/2025		\$15.01
151143	Madurai Vivegam	06/17/2022														
Exc Award (06/30/2024)			Active	44	1	0	2.33%	54		4	Y			07/2025	90+ Days	\$5.82
64186	MANAMADURAI VAIRAM	04/18/2001														
Exc Award (06/30/2017, 06/30/2023)			Active	22	1	0	4.76%	21		4	Y			08/2025		\$5.82
118967	MARAVAMANGALAM	03/22/2013														
Exc Award (06/30/2017, 06/30/2018, 06/30/2023)			Active	19	6	0	46.15%	18		1	Y			10/2025		\$5.82
122992	Melur Dynamic	08/22/2014														
			Active	213	6	0	2.90%	239		3	Y			11/2025		\$110.22
55104	MELUR SUPREME	12/07/1993														
Exc Award (06/30/2017, 06/30/2018, 06/30/2021)			Status Quo(1)	21	1	0	5.00%	20		4	Y	2		10/2025	90+ Days	\$5.82
101614	NAGAMALAI PUDUKOTTAI	03/27/2008														
Exc Award (06/30/2017)			Active	38	1	0	2.70%	37		4	Y			10/2025		\$5.24
147365	Natham City	07/05/2021														
			Active	98	39	0	66.10%	58		2	Y			11/2025		\$5.00
49144	NEIKARAPATTI	01/09/1989														
Exc Award (06/30/2018)			Active	18	1	1	0.00%	19	3	1	Y			09/2025		\$948.56
60373	NILAKKOTTAI FLOWER CITY	02/16/1998														
			Active	13	6	1	62.50%	8	0	2	Y	2		10/2025		\$5.82
124296	Nilakkottai Malligai	03/09/2015														
			Active	25	1	0	4.17%	27		4	Y		R	09/2025		\$5.82
26494	ODDANCHATRAM	12/21/1971														
Exc Award (06/30/2022)			Active	44	12	4	22.22%	32	11	0	Y			11/2025		\$895.37
26495	PALANI	06/20/1964														
Exc Award (06/30/2016, 06/30/2017, 06/30/2018, 06/30/2022)			Active	58	10	4	11.54%	52	16	3	Y	2		10/2025	90+ Days	\$1,774.34
140952	Palani Doctor Piramanayagam	02/24/2020														
			Active	32	6	0	23.08%	26		1	Y			07/2025	90+ Days	\$5.82
110131	PALANI GOLDEN TEMPLE CITY	01/27/2011														



Club Health Assessment for DISTRICT 3242 B through November 2025

			Status	Membership						Reports				Finance	LCIF	
Club Number	Club Name	Charter Date	Times in Status Quo in Past 2 Years	Current Member Count **	YTD Members Added	YTD Members Dropped	YTD Net Growth% ***	Member Count 1 Year Ago	Dropped Members Avg.Length of Service	Months Since Membership Update	Current Officers Reported ****	Current President Repeated Term	VP Reported *****	Last Date Reported Service (mm/yyyy)	Account Balance	YTD Donations
Exc Award (06/30/2016)																
132504	Palani Good Lions	09/27/2017	Active	17	1	0	6.25%	16		4	Y			08/2025		
108154	PALANI MALAIKOIL	04/21/2010	Active	35	2	2	0.00%	48	5	1	Y		N	11/2025		
Exc Award (06/30/2017)																
65028	PALANI ROYAL CITY	02/27/2002	Active	23	5	0	27.78%	17		2	Y			11/2025	90+ Days	\$111.15
147312	Palani Sigaram	07/04/2021	Active(1)	21	7	7	0.00%	21	4	1	Y	3		08/2025	90+ Days	\$5.82
139219	Palani Thanga Ratham	07/24/2019	Active	44	7	4	7.32%	37	4	0	Y		R	11/2025		\$5.00
Exc Award (06/30/2022)																
151243	Palani Town	06/17/2022	Active	25	1	0	4.17%	24		2	Y			11/2025		\$5.82
65015	PALLATHUR	02/27/2002	Active	20	1	2	-4.76%	21	16	4	Y			07/2025		\$10.01
Exc Award (06/30/2017)																
100259	PATTIVEERANPATTI PLANTATION CITY	09/20/2007	Active	33	1	0	3.13%	32		4	Y			11/2025		
Exc Award (06/30/2017)																
52145	PERIYAKULAM MANGO CITY	11/07/1991	Active	39	15	1	56.00%	45	29	0	Y			11/2025		\$117.46
Exc Award (06/30/2016, 06/30/2022, 06/30/2023)																
138559	Periyakulam Royal	06/20/2019	Active	28	1	0	3.70%	27		4	Y			09/2025		\$11.64
39653	SHOLVANDAN	03/26/1981	Active	43	3	0	7.50%	44		0	Y			10/2025		\$5.81
Exc Award (06/30/2017, 06/30/2018, 06/30/2022, 06/30/2023)																
101779	SINGAMPUNARI SEVUGA	05/14/2008	Active	29	2	0	7.41%	25		4	Y		N	08/2025		\$5.00
Exc Award (06/30/2016, 06/30/2017, 06/30/2023)																
26503	SIVAGANGA	09/08/1971	Active	57	6	1	9.62%	47	1	1	Y			11/2025		\$5.00
Exc Award (06/30/2017, 06/30/2023)																
65219	SIVAGANGAI COSMOS	04/15/2002	Active(1)	37	6	7	-2.63%	29	2	2	Y			10/2025		\$5.82
Exc Award (06/30/2017, 06/30/2018, 06/30/2023)																
111099	SIVAGANGAI SUPREME	06/16/2011	Active	29	2	0	7.41%	32		2	Y			11/2025		\$5.82
Exc Award (06/30/2016, 06/30/2017, 06/30/2018, 06/30/2023)																
154699	Theni Bharat	06/16/2023	Active	38	6	1	15.15%	30	2	1	Y		N	10/2025		\$105.91
123994	Theni Honey	01/23/2015	Active	36	6	6	0.00%	36	4	0	Y			10/2025		\$11.64



Club Health Assessment for DISTRICT 3242 B through November 2025

			Status	Membership						Reports				Finance	LCIF	
Club Number	Club Name	Charter Date	Times in Status Quo in Past 2 Years	Current Member Count **	YTD Members Added	YTD Members Dropped	YTD Net Growth% ***	Member Count 1 Year Ago	Dropped Members Avg.Length of Service	Months Since Membership Update	Current Officers Reported ****	Current President Repeated Term	VP Reported *****	Last Date Reported Service (mm/yyyy)	Account Balance	YTD Donations
Exc Award (06/30/2016, 06/30/2017, 06/30/2022, 06/30/2023)			Active	27	1	14	-32.50%	46	4	1	N	None		08/2025		\$11.64
78099	THENI MULLAI	01/22/2004														
Exc Award (06/30/2017, 06/30/2022, 06/30/2023)			Active	149	31	0	26.27%	116		2	Y			07/2025		\$1,175.52
123996	Theni Royal	01/23/2015														
Exc Award (06/30/2017, 06/30/2022)			Active	47	2	0	4.44%	41		3	Y			08/2025		\$5.82
125850	Theni Silver Jubilee	10/19/2015														
Exc Award (06/30/2017, 06/30/2022)			Active	34	5	0	17.24%	32		2	Y			10/2025		\$2,537.26
104460	THENI THENDRAL	01/19/2009														
Exc Award (06/30/2017, 06/30/2018, 06/30/2022, 06/30/2023)			Active	131	13	1	10.08%	133	5	1	Y			11/2025		\$145.49
56285	THENI VAIGAI	11/28/1994														
Exc Award (06/30/2017, 06/30/2018, 06/30/2022, 06/30/2023)			Active(1)	38	5	0	15.15%	32		2	Y			11/2025		\$11.64
147483	Thevaram	08/23/2021	Active	35	5	0	16.67%	31		1	Y			11/2025		\$115.22
Exc Award (06/30/2023)			Active	28	1	0	3.70%	33		4	Y	2	R	10/2025	90+ Days	\$105.09
54174	THIRUMANGALAM CITY	03/01/1993														
Exc Award (06/30/2017, 06/30/2023)			Active	20	1	0	5.26%	19		4	Y			10/2023		\$5.82
155377	Thirumangalam Galaxy	07/28/2023														
143264	Thirumangalam Jayam	10/16/2020	Active	22	5	4	4.76%	25	3	1	Y		N	08/2025		\$5.00
129270	Thirumangalam Rose	11/14/2016	Status Quo(1)	21	1	3	-8.70%	22	3	0	Y			07/2025	90+ Days	
125383	Thirumangalam Supreme	09/10/2015	Active	36	2	0	5.88%	33		0	Y	2		10/2025		\$100.09
143877	Thirumangalam Thendral	12/30/2020	Active(1)	26	5	0	23.81%	21		0	Y			07/2025	90+ Days	\$5.82
108424	TIRUMANGALAM AANDANDAM	05/21/2010	Active(1)	51	5	1	8.51%	34	2	0	Y			09/2025		\$5.00
Exc Award (06/30/2016, 06/30/2019, 06/30/2022)			Active	43	6	0	16.22%	39		2	Y		N	11/2025		\$309.59
50083	TIRUNAGAR TOWN	12/30/1989														
Exc Award (06/30/2017, 06/30/2019, 06/30/2020, 06/30/2022, 06/30/2023)			Active	61	13	0	27.08%	56		0	Y			09/2025		\$5.00
46675	TIRUPATTUR ARUMUGANAGAR	11/03/1986														
Exc Award (06/30/2016, 06/30/2017, 06/30/2018, 06/30/2023)																



Club Health Assessment for DISTRICT 3242 B through November 2025

						Status				Membership				Reports				Finance		LCIF	
						Times in Status Quo in Past 2 Years		Current Member Count **	YTD Members Added	YTD Members Dropped	YTD Net Growth***	Member Count 1 Year Ago	Dropped Members Avg.Length of Service	Months Since Membership Update	Current Officers Reported ****	Current President Repeated Term	VP Reported *****	Last Date Reported Service (mm/yyyy)	Account Balance	YTD Donations	
50912	USILAMPATTI CITY					08/13/1990	Active		40	1	0	2.56%	37	4		Y		R	11/2025		\$5.82
Exc Award (06/30/2017)																					
55379	VADIPATTY TOWN					03/02/1994	Active		29	1	0	3.57%	33	4		Y			07/2025		\$5.82
Exc Award (06/30/2016, 06/30/2018, 06/30/2021, 06/30/2023)																					
39380	VEDASANDUR					01/26/1981	Active		26	1	0	4.00%	28	4		Y			09/2025		\$5.82
Exc Award (06/30/2023)																					
Current Total Clubs Count	YTD New Clubs Count	YTD Cancelled Clubs Count	YTD Net Club Gain	Current Total Members Count	YTD Add	YTD Drop	YTD Net Growth	YTD Net Growth %	Member Count 12 Months Ago	Average Member Count Per Club	% of Clubs with less than 20 members	% No Officer Report in 12 Months	% of Clubs with balance 90+ days	Number of Clubs in Status Quo	% Status Quo Clubs in Financial Suspension	Number of Cancelled Clubs	Average Cancelled Club Age	Members Lost Due to Cancellation	% of Clubs Cancelled for Non-Financial Reasons		
195	12	1	11	6,846	1,329	174	1,155	20.30%	6,000	35	25%	1%	19%	3	100%	1	4	0	100%		

* - P - Priority Club. Cancellation Reasons: 1-Objectives/conduct, 2-Non-active club, 5-Non-existing club, 6-Disbanding, 7-Merger, 8-Financial Suspension, 9-District/Multiple District Dues.

** Red denotes below 15 active members.

*** Red denotes 20% + loss.

**** Y - all 3 (President, Secretary, Treasurer) club officers reported, N - not all 3 reported.

***** Abbreviation: N-New, IP-Immediate Past, R-Repeat.



Club Health Assessment for DISTRICT 3242 C through November 2025

			Status	Membership						Reports				Finance	LCIF	
Club Number	Club Name	Charter Date	Times in Status Quo in Past 2 Years	Current Member Count **	YTD Members Added	YTD Members Dropped	YTD Net Growth% ***	Member Count 1 Year Ago	Dropped Members Avg.Length of Service	Months Since Membership Update	Current Officers Reported ****	Current President Repeated Term	VP Reported *****	Last Date Reported Service (mm/yyyy)	Account Balance	YTD Donations
Clubs less than two years old																
173163	Chinnavedampatti Industrial Estate	07/23/2024	Active	15	0	0	0.00%	20		6	Y		N	07/2025		
172763	Coimbatore Almighty	07/15/2024	Active	23	0	0	0.00%	22		3	Y			09/2025		\$497.15
172915	Coimbatore Anbu	07/11/2024	Active	31	3	1	6.90%	27	0	0	Y		N	08/2025		\$1,383.35
175556	Coimbatore Creator	07/28/2024	Active(1)	22	9	1	57.14%	21	0	0	Y		N	10/2025		
174175	Coimbatore Entrepreneurs	07/12/2024	Active	28	7	0	33.33%	22		0	Y		N	11/2025		\$101.83
157776	Coimbatore Great Legends	04/18/2024	Active	22	0	0	0.00%	21		5	Y			09/2025		
172746	Coimbatore Mahizhchi	07/17/2024	Active	48	0	0	0.00%	50		3	Y	2	R	10/2025		\$101.83
172197	Coimbatore Pearls	06/26/2024	Active	21	0	2	-8.70%	22	1	0	Y			10/2025		\$35.94
183300	Coimbatore Ramnagar Royals	07/25/2025	Active	20	20	0	100.00%	0		0	N			09/2025		
181107	Coimbatore Singai City	03/10/2025	Active	22	3	0	15.79%	0		4	Y	2	N	11/2025		
185330	Coimbatore Titans	07/25/2025	Active	20	20	0	100.00%	0		4	Y		N	09/2025	90+ Days	
176078	Coimbatore Vanam	07/26/2024	Active	22	1	0	4.76%	20		0	Y	2		07/2025		
183272	Coimbatore Warriors	07/25/2025	Active	20	20	0	100.00%	0		4	Y		N	10/2025		
187817	Gudalur	08/18/2025	Active	23	23	0	100.00%	0		0	Y				90+ Days	
189792	Gudalur Western Ghats	09/03/2025	Newly Chartered	20	20	0	100.00%	0		2	Y		N	10/2025		
176079	Muthugoundanpudur	08/05/2024	Active	20	0	0	0.00%	20		15	N	None		07/2025		
171740	Palladam Texcity	05/30/2024	Active	52	2	0	4.00%	47		1	Y	2		10/2025		
186231	Sulur Grand City	07/25/2025	Active	20	20	0	100.00%	0		4	Y		N	10/2025		
173392	Tirupur Area	07/26/2024	Active	16	2	0	14.29%	22		3	Y			07/2025		
178384	Tirupur Young Anchor	09/17/2024	Active	13	0	7	-35.00%	20	1	0	Y			11/2025		
157236	Udumalpet New Royals	05/30/2024	Active	31	0	9	-22.50%	25	1	2	Y		N	11/2025		
Exc Award (06/30/2024)																
Clubs more than two years old																
43824	ANAIMALAI	04/04/1984	Active	17	0	0	0.00%	16		5	Y	5	R	11/2025		
Exc Award (06/30/2017, 06/30/2019)																
26472	COIMBATORE	04/17/1958	Active	73	6	1	7.35%	75	23	1	Y		N	11/2025		\$119.80



Club Health Assessment for DISTRICT 3242 C through November 2025

			Status	Membership						Reports				Finance	LCIF	
Club Number	Club Name	Charter Date	Times in Status Quo in Past 2 Years	Current Member Count **	YTD Members Added	YTD Members Dropped	YTD Net Growth% ***	Member Count 1 Year Ago	Dropped Members Avg.Length of Service	Months Since Membership Update	Current Officers Reported ****	Current President Repeated Term	VP Reported *****	Last Date Reported Service (mm/yyyy)	Account Balance	YTD Donations
Exc Award (06/30/2022, 06/30/2023)			Active	10	0	0	0.00%	15		10	Y	3	N	08/2024	90+ Days	\$1,095.84
103376	COIMBATORE AXIOM	09/10/2008														
Exc Award (06/30/2017, 06/30/2018)																
137382	Coimbatore Aakash	05/27/2019	Active	102	5	0	5.15%	75	4	Y		N	11/2025			
Exc Award (06/30/2022, 06/30/2024)			Active	26	0	0	0.00%	30	5	Y		N	09/2025			
131753	Coimbatore Agnee	07/04/2017														
Exc Award (06/30/2018, 06/30/2019, 06/30/2020, 06/30/2022, 06/30/2023)																
154069	Coimbatore Akshayam	03/31/2023	Active	24	2	0	9.09%	22	1	Y		N	08/2025			
154070	Coimbatore Ananda Akilam	04/11/2023	Active	22	0	0	0.00%	28	5	Y		N	09/2025			
155160	Coimbatore Anandham	07/14/2023	Active	30	6	1	20.00%	25	2	0	Y		R	08/2025		
117679	COIMBATORE BLUESKY	08/21/2012	Active(1)	12	0	0	0.00%	12		29	N	None		09/2025	90+ Days	
Exc Award (06/30/2018)			Active	5	0	0	0.00%	7		6	Y		R	08/2025		
110420	COIMBATORE BRAVE QUEENS	02/23/2011														
Exc Award (06/30/2018)																
40289	COIMBATORE CENTRAL	07/28/1981	Active	32	1	0	3.23%	41	4	Y		N	11/2025			
Exc Award (06/30/2017, 06/30/2018, 06/30/2023)			Active	16	0	2	-11.11%	18	2	2	Y		N	10/2025		
156308	Coimbatore Challengers	09/30/2023														
120578	Coimbatore City Central	10/22/2013														
Exc Award (06/30/2017, 06/30/2019, 06/30/2022)			Active	20	5	0	33.33%	19	1	Y		N	08/2025			
142086	Coimbatore Consultants	07/08/2020														
Exc Award (06/30/2022)																
41942	COIMBATORE COSMOS	10/11/1982	Active(1)	20	0	0	0.00%	20		16	N	None		10/2025		
Exc Award (06/30/2017, 06/30/2019)			Active	26	0	3	-10.34%	28	7	0	Y	3	R	10/2025		
50270	COIMBATORE COTTON CITY	03/05/1990														
Exc Award (06/30/2017)																
152653	Coimbatore Crypto	02/14/2023	Active	39	12	0	44.44%	25		4	Y		N	10/2025		
60015	COIMBATORE GALAXY	10/09/1997	Active(1)	49	11	5	13.95%	45	14	1	Y		R	08/2025		
Exc Award (06/30/2018, 06/30/2019)			Active	43	0	3	-6.52%	40	12	2	Y		R	10/2025		
44328	COIMBATORE GANAPATHY	10/19/1984														
Exc Award (06/30/2017, 06/30/2018, 06/30/2019, 06/30/2024)																



Club Health Assessment for DISTRICT 3242 C through November 2025

			Status	Membership						Reports				Finance		LCIF
Club Number	Club Name	Charter Date	Times in Status Quo in Past 2 Years	Current Member Count **	YTD Members Added	YTD Members Dropped	YTD Net Growth% ***	Member Count 1 Year Ago	Dropped Members Avg.Length of Service	Months Since Membership Update	Current Officers Reported ****	Current President Repeated Term	VP Reported *****	Last Date Reported Service (mm/yyyy)	Account Balance	YTD Donations
104674	COIMBATORE GANAPATHY TOWN Exc Award (06/30/2018)	02/10/2009	Active	26	3	1	8.33%	27	10	2	Y	2	N	10/2025		\$1,053.91
55528	COIMBATORE GOLDEN CITY Exc Award (06/30/2017, 06/30/2018, 06/30/2019)	04/07/1994	Active	38	0	0	0.00%	43		3	Y		N	10/2025		
106616	COIMBATORE GREEN	09/16/2009	Active	44	7	0	18.92%	36		1	Y		N	11/2025		\$1,363.29
151740	Coimbatore Happy Home Exc Award (06/30/2025)	07/13/2022	Active	24	0	7	-22.58%	21	2	0	Y	2	N	11/2025		
52264	COIMBATORE HOPE Exc Award (06/30/2017, 06/30/2018, 06/30/2019, 06/30/2020, 06/30/2023)	12/13/1991	Active	36	0	1	-2.70%	35	5	0	Y		R	10/2025		
120512	Coimbatore Imayam Exc Award (06/30/2018, 06/30/2024)	10/10/2013	Active	51	0	1	-1.92%	48	10	0	Y		R	11/2025		
42125	COIMBATORE INDUS ESTATE Exc Award (06/30/2017, 06/30/2018, 06/30/2022, 06/30/2024, 06/30/2025)	12/20/1982	Active	40	0	0	0.00%	36		5	Y		R	07/2024		
119555	Coimbatore Industrial City Exc Award (06/30/2017, 06/30/2018, 06/30/2022)	06/07/2013	Active	20	0	0	0.00%	18		6	Y	3	R	09/2025		
151741	Coimbatore Integrity	07/11/2022	Active	66	10	0	17.86%	56		1	Y		N	11/2025		\$1,000.00
55718	COIMBATORE K R PURAM Exc Award (06/30/2018, 06/30/2019, 06/30/2022)	05/17/1994	Active	24	3	0	14.29%	25		2	Y		N	09/2025		
152654	Coimbatore Kalanchiyam	01/25/2023	Status Quo(1)	19	0	0	0.00%	19		22	N	None		10/2025	90+ Days	
141018	Coimbatore Kovai Smart City Exc Award (06/30/2021)	02/25/2020	Active	22	0	0	0.00%	22		7	Y	3	R	08/2025		
106700	COIMBATORE KURINJI Exc Award (06/30/2021, 06/30/2022)	10/02/2009	Active	46	0	0	0.00%	51		3	Y		N	10/2025		
109301	COIMBATORE MARUDAMALA Exc Award (06/30/2017, 06/30/2022)	09/23/2010	Active	27	3	1	8.00%	30	3	3	Y		N	11/2025		
147034	Coimbatore Merit	07/06/2021	Active	20	4	0	25.00%	19		0	Y		N	11/2025		
60955	COIMBATORE MID TOWN Exc Award (06/30/2018, 06/30/2019)	06/26/1998	Active	12	0	1	-7.69%	8	9	2	Y	4		08/2024		
106566	COIMBATORE NEHRU NAGAR	09/10/2009	Active	77	5	2	4.05%	99	0	0	Y		N	11/2025		\$240.26



Club Health Assessment for DISTRICT 3242 C through November 2025

			Status	Membership					Reports					Finance		LCIF
Club Number	Club Name	Charter Date	Times in Status Quo in Past 2 Years	Current Member Count **	YTD Members Added	YTD Members Dropped	YTD Net Growth% ***	Member Count 1 Year Ago	Dropped Members Avg.Length of Service	Months Since Membership Update	Current Officers Reported ****	Current President Repeated Term	VP Reported *****	Last Date Reported Service (mm/yyyy)	Account Balance	YTD Donations
Exc Award (06/30/2018, 06/30/2019, 06/30/2022)																
78050	COIMBATORE NOBLE HEARTS	02/25/2004	Active	37	0	0	0.00%	36		5	Y		N	10/2025		
Exc Award (06/30/2017, 06/30/2018, 06/30/2019, 06/30/2023)																
52266	COIMBATORE ONDIPUDUR	12/13/1991	Active	34	0	0	0.00%	30		5	Y		R	09/2024		
Exc Award (06/30/2019)																
55531	COIMBATORE ORION	04/04/1994	Active	32	0	2	-5.88%	35	14	0	Y			09/2025		
Exc Award (06/30/2023)																
141990	Coimbatore Patteeswara	07/07/2020	Active	19	0	6	-24.00%	36	1	2	Y			10/2025		
Exc Award (06/30/2022, 06/30/2023)																
125684	Coimbatore Peelamedu Kings	08/24/2015	Active	20	1	0	5.26%	24		4	Y			11/2025		\$1,101.82
Exc Award (06/30/2017, 06/30/2018, 06/30/2022)																
151187	Coimbatore PSGR Krishnammal College for	06/22/2022	Active	6	0	0	0.00%	10		6	Y			10/2025		
30085	COIMBATORE RAMNAGAR	12/30/1974	Active	21	0	4	-16.00%	32	2	0	Y	2		07/2025		
Exc Award (06/30/2017, 06/30/2019, 06/30/2022)																
106581	COIMBATORE RANGANATHAN	09/10/2009	Active	35	0	0	0.00%	25		5	Y			10/2025		
Exc Award (06/30/2019)																
148810	Coimbatore Real Value	11/15/2021	Active	35	2	0	6.06%	32		2	Y		N	11/2025		\$2,113.81
Exc Award (06/30/2022, 06/30/2023)																
147841	Coimbatore Royal	09/16/2021	Active	19	2	3	-5.00%	20	4	2	Y		N	10/2025	90+ Days	
Exc Award (06/30/2022)																
57537	COIMBATORE SAVERIARPALAYAM	11/10/1995	Active	53	0	2	-3.64%	53	8	3	Y	2	R	11/2025		
Exc Award (06/30/2023)																
152904	Coimbatore Sharks	03/17/2023	Active	16	0	0	0.00%	16		17	N	None		09/2025		
116840	COIMBATORE SIDCO INDUSTRIAL ESTATE	05/15/2012	Active	67	14	0	26.42%	78		0	Y		R	11/2025		
Exc Award (06/30/2018, 06/30/2019, 06/30/2021, 06/30/2022)																
131938	Coimbatore Sigaram	07/04/2017	Active	27	10	0	58.82%	21		3	Y		N	11/2025		
Exc Award (06/30/2018)																
44332	COIMBATORE SINGANALLUR	10/22/1984	Active	24	0	4	-14.29%	32	8	1	Y		N	11/2025		
Exc Award (06/30/2017, 06/30/2019)																



Club Health Assessment for DISTRICT 3242 C through November 2025

			Status	Membership						Reports				Finance	LCIF			
Club Number	Club Name	Charter Date	Times in Status Quo in Past 2 Years	Current Member Count **	YTD Members Added	YTD Members Dropped	YTD Net Growth% ***	Member Count 1 Year Ago	Dropped Members Avg.Length of Service	Months Since Membership Update	Current Officers Reported ****	Current President Repeated Term	VP Reported *****	Last Date Reported Service (mm/yyyy)	Account Balance	YTD Donations		
53679	COIMBATORE SPIN CITY	09/14/1992	Active	36	0	1	-2.70%	30	21	2	Y		N	09/2025	90+ Days	\$233.60		
	Exc Award (06/30/2017)																	
136750	Coimbatore Stars	11/13/2018	Active	17	0	0	0.00%	15		5	Y		N	10/2025				
	Exc Award (06/30/2023)																	
150007	Coimbatore Superior Kings	03/25/2022	Active(1)	22	0	3	-12.00%	26	1	4	Y			11/2025				
53946	COIMBATORE SUPREME	12/29/1992	Active	52	0	0	0.00%	56		4	Y			10/2025				
	Exc Award (06/30/2018, 06/30/2019, 06/30/2022, 06/30/2023)																	
103664	COIMBATORE TIDELL CITY	09/18/2008	Active	64	0	5	-7.25%	63	9	0	Y		N	11/2025				
	Exc Award (06/30/2017, 06/30/2018, 06/30/2019, 06/30/2021, 06/30/2022, 06/30/2023)																	
152883	Coimbatore Top City	03/06/2023	Active	15	0	0	0.00%	17		5	Y	2		09/2025				
148136	Coimbatore Udhayam	10/07/2021	Status Quo(2)	13	0	2	-13.33%	16	15	0	Y	2	N	09/2025				
110126	KOLUMAM	01/14/2011	Active	16	0	0	0.00%	18		6	Y		N	07/2025				
	Exc Award (06/30/2018, 06/30/2022)																	
42898	KOTAGIRI	06/14/1983	Active	40	0	0	0.00%	39		3	Y		N	11/2025				
	Exc Award (06/30/2019)																	
103666	KURICHI INDUSTRIAL ESTATE	09/18/2008	Active	134	12	1	8.94%	280	19	0	Y		N	11/2025		\$4,050.31		
	Exc Award (06/30/2017, 06/30/2018, 06/30/2019, 06/30/2021, 06/30/2022, 06/30/2023)																	
48696	MADATHUKULAM	06/01/1988	Active	66	0	0	0.00%	71		5	Y		N	09/2025				
	Exc Award (06/30/2017, 06/30/2019, 06/30/2023)																	
26474	NILGIRIS	01/12/1960	Active	34	1	6	-12.82%	39	17	3	Y		N	10/2025				
	Exc Award (06/30/2018)																	
35262	OOTACAMUND	03/03/1978	Active	19	0	2	-9.52%	21	2	3	Y		N	11/2025		\$1,000.00		
	Exc Award (06/30/2018, 06/30/2019, 06/30/2020)																	
148197	Ootacamund Kings	10/07/2021	Active	26	2	2	0.00%	24	4	1	Y			10/2025				
	Exc Award (06/30/2024)																	
58352	OOTY CROWN	05/29/1996	Active	11	0	0	0.00%	11		29	N	None		07/2025				
	Exc Award (06/30/2018)																	
51159	OOTY TOWN	12/28/1990	Active	38	0	0	0.00%	39		5	Y			09/2025				



Club Health Assessment for DISTRICT 3242 C through November 2025

			Status	Membership						Reports				Finance	LCIF	
Club Number	Club Name	Charter Date	Times in Status Quo in Past 2 Years	Current Member Count **	YTD Members Added	YTD Members Dropped	YTD Net Growth% ***	Member Count 1 Year Ago	Dropped Members Avg.Length of Service	Months Since Membership Update	Current Officers Reported ****	Current President Repeated Term	VP Reported *****	Last Date Reported Service (mm/yyyy)	Account Balance	YTD Donations
Exc Award (06/30/2017, 06/30/2018, 06/30/2021)																
43827	PALLADAM	04/24/1984	Active	72	0	3	-4.00%	67	2	0	Y		N	09/2025		
Exc Award (06/30/2017, 06/30/2019, 06/30/2021, 06/30/2022)																
144587	Palladam Friends	01/06/2021	Active	27	0	1	-3.57%	26	1	2	Y	2		10/2025		
Exc Award (06/30/2022)																
26497	POLLACHI	03/14/1965	Active	86	15	0	21.13%	68		1	Y		N	11/2025		\$2,000.00
Exc Award (06/30/2018, 06/30/2019, 06/30/2022)																
138395	Pollachi Agni	05/29/2019	Active(1)	30	1	0	3.45%	51		4	Y			09/2025		
123977	Pollachi Centrall	01/15/2015	Active	42	0	0	0.00%	73		4	Y		N	11/2025		\$1,040.74
Exc Award (06/30/2017, 06/30/2018, 06/30/2021, 06/30/2022, 06/30/2023)																
141678	Pollachi Elite	06/11/2020	Active	28	0	0	0.00%	28		5	Y	2	N	10/2025		
144498	Pollachi Excellence	01/04/2021	Active	18	4	2	12.50%	18	4	3	Y			11/2025		
Exc Award (06/30/2022)																
134992	Pollachi Grand	06/19/2018	Active	17	0	0	0.00%	17		6	Y		N	08/2025		
156394	Pollachi Nature	10/11/2023	Active	22	0	0	0.00%	22		18	N	None		10/2025		
123100	Pollachi Pride	09/10/2014	Active(1)	24	6	0	33.33%	18		2	Y		N	07/2025		
Exc Award (06/30/2017, 06/30/2019, 06/30/2022, 06/30/2023)																
126404	Pollachi Royals	01/13/2016	Active	36	5	0	16.13%	34		4	Y		N	11/2025		
Exc Award (06/30/2017)																
123011	Pollachi South	08/26/2014	Active	26	0	0	0.00%	207		5	Y	4		08/2025	90+ Days	
119789	Pollachi Sree Ramu College Campus	06/25/2013	Active	25	0	0	0.00%	215		5	N	2		08/2025	90+ Days	
Exc Award (06/30/2018)																
84566	POLLACHI SUCCESS	12/21/2004	Active	18	0	0	0.00%	21		5	Y	3	R	08/2025		
132084	Pollachi Western Ghats	07/04/2017	Active	57	0	0	0.00%	109		5	Y	4		08/2025		
Exc Award (06/30/2018)																
63885	POLLACHI-LIBERTY	01/02/2001	Active	42	0	0	0.00%	43		6	Y		N	11/2025		
Exc Award (06/30/2017, 06/30/2022)																
142519	Sethumadai	08/26/2020	Active	92	0	0	0.00%	112		5	Y	3		08/2025	90+ Days	
110352	SIRUKKALANTHAI	02/17/2011	Active	42	0	4	-8.70%	45	11	2	Y			07/2025		



Club Health Assessment for DISTRICT 3242 C through November 2025

			Status	Membership						Reports				Finance	LCIF	
Club Number	Club Name	Charter Date	Times in Status Quo in Past 2 Years	Current Member Count **	YTD Members Added	YTD Members Dropped	YTD Net Growth% ***	Member Count 1 Year Ago	Dropped Members Avg.Length of Service	Months Since Membership Update	Current Officers Reported ****	Current President Repeated Term	VP Reported *****	Last Date Reported Service (mm/yyyy)	Account Balance	YTD Donations
Exc Award (06/30/2017)			Active	73	0	0	0.00%	73		6	Y		R	09/2025		
43562	SULUR	02/27/1984														
Exc Award (06/30/2017, 06/30/2018, 06/30/2019, 06/30/2024)			Active	22	2	0	10.00%	19		0	Y		N	11/2025		
142172	Sulur Excellence	07/21/2020														
Exc Award (06/30/2022)			Active	26	0	1	-3.70%	26	14	4	Y		N	07/2025		
119615	Sulur Golden City	06/12/2013														
Exc Award (06/30/2017, 06/30/2018, 06/30/2021, 06/30/2022)			Active(1)	22	0	0	0.00%	18		5	Y			10/2025		
131894	Sulur Greater	07/04/2017														
Exc Award (06/30/2018)			Active	83	5	0	6.41%	150		1	Y		N	11/2025		\$1,023.96
99139	SULUR TOWN	04/17/2007														
Exc Award (06/30/2018, 06/30/2021, 06/30/2022)			Active	142	7	2	3.65%	192	10	2	Y		N	11/2025		
26509	TIRUPUR	12/19/1961														
Exc Award (06/30/2017, 06/30/2021, 06/30/2022, 06/30/2024)			Active	42	0	2	-4.55%	58	16	2	Y			08/2024		
104933	TIRUPUR EAST	04/16/2009														
Exc Award (06/30/2017, 06/30/2019, 06/30/2021, 06/30/2022)			Active	28	0	0	0.00%	40		3	Y			11/2025		
103914	TIRUPUR KNIT CITY	11/05/2008														
Exc Award (06/30/2022, 06/30/2023)			Active	41	2	0	5.13%	50		1	Y		N	11/2025	90+ Days	\$119.80
125283	Tirupur Anchor	07/31/2015														
Exc Award (06/30/2017, 06/30/2018, 06/30/2019, 06/30/2020, 06/30/2021, 06/30/2023, 06/30/2025)			Active	135	0	0	0.00%	133		5	Y			10/2025		
62092	TIRUPUR CENTRAL	06/14/1999														
Exc Award (06/30/2018, 06/30/2019)			Active	35	12	2	40.00%	25	1	0	Y		N	09/2025		
119718	Tirupur Cotton City	06/25/2013														
Exc Award (06/30/2018, 06/30/2025)			Active	39	4	0	11.43%	419		1	Y		N	11/2025		\$1,310.26
117441	TIRUPUR GREATER	07/23/2012														
Exc Award (06/30/2018, 06/30/2023)			Active	28	2	0	7.69%	47		0	Y			10/2025		
129357	Tirupur Kumaran	11/08/2016														
Exc Award (06/30/2018, 06/30/2022, 06/30/2023)			Active	89	0	0	0.00%	78		5	Y			09/2025		\$20.02
84159	TIRUPUR MELVIN JONES	09/07/2004														



Club Health Assessment for DISTRICT 3242 C through November 2025

Club NumberClub NameCharter Date						Status				Membership					Reports				Finance		LCIF
						Times in Status Quo in Past 2 Years	Current Member Count **	YTD Members Added	YTD Members Dropped	YTD Net Growth% ***	Member Count 1 Year Ago	Dropped Members Avg.Length of Service	Months Since Membership Update	Current Officers Reported ****	Current President Repeated Term	VP Reported *****	Last Date Reported Service (mm/yyyy)	Account Balance	YTD Donations		
110602Exc Award (06/30/2017, 06/30/2018, 06/30/2019, 06/30/2022)TIRUPUR MIDTOWN03/28/2011						Active	15	0	1	-6.25%	15	2	4	Y		N	10/2025				
98123Exc Award (06/30/2017, 06/30/2018)TIRUPUR NORTH12/07/2006						Active	37	0	2	-5.13%	39	6	0	Y	3		07/2025				
144511Exc Award (06/30/2017, 06/30/2018, 06/30/2019)Tirupur Pandian12/31/2020						Active	41	6	0	17.14%	30		4	Y		N	11/2025				
126111Exc Award (06/30/2022)Tirupur South City11/10/2015						Active	45	7	0	18.42%	41		2	Y		N	10/2025		\$2,251.57		
152890Udumalai Central11/03/2022						Active	43	1	0	2.38%	53		2	Y			11/2025		\$953.45		
149896Udumalai Servitor03/03/2022						Active	21	1	0	5.00%	16		3	Y		N	11/2025				
29328UDUMALPET05/16/1974						Active	114	2	4	-1.72%	112	17	0	Y		N	11/2025				
53336Exc Award (06/30/2017, 06/30/2018, 06/30/2019)UDUMALPET EAST06/19/1992						Active	50	0	1	-1.96%	50	5	2	Y	2	R	11/2025				
49184Exc Award (06/30/2018, 06/30/2022)VALAVADI01/25/1989						Active	23	0	0	0.00%	23		3	Y	2		10/2025				
Exc Award (06/30/2018)																					
Current Total Clubs Count	YTD New Clubs Count	YTD Cancelled Clubs Count	YTD Net Club Gain	Current Total Members Count	YTD Add	YTD Drop	YTD Net Growth	Member Count 12 Months Ago	Average Member Count Per Club	% of Clubs with less than 20 members	% No Officer Report in 12 Months	% of Clubs with balance 90+ days	Number of Clubs in Status Quo	% Status Quo Clubs in Financial Suspension	Number of Cancelled Clubs	Average Cancelled Club Age	Members Lost Due to Cancellation	% of Clubs Cancelled for Non-Financial Reasons			
129	6	0	6	4,647	359	118	241	5.47%	5,655	36	19%	5%	9%	2	100%	0	0	0	0%		

* - P - Priority Club. Cancellation Reasons: 1-Objectives/conduct, 2-Non-active club, 5-Non-existing club, 6-Disbanding, 7-Merger, 8-Financial Suspension, 9-District/Multiple District Dues.

** Red denotes below 15 active members.

*** Red denotes 20% + loss.

**** Y - all 3 (President, Secretary, Treasurer) club officers reported, N - not all 3 reported.

***** Abbreviation: N-New, IP-Immediate Past, R-Repeat.



Club Health Assessment for DISTRICT 3242 E through November 2025

			Status	Membership					Reports					Finance		LCIF
Club Number	Club Name	Charter Date	Times in Status Quo in Past 2 Years	Current Member Count **	YTD Members Added	YTD Members Dropped	YTD Net Growth% ***	Member Count 1 Year Ago	Dropped Members Avg.Length of Service	Months Since Membership Update	Current Officers Reported ****	Current President Repeated Term	VP Reported *****	Last Date Reported Service (mm/yyyy)	Account Balance	YTD Donations
Clubs less than two years old																
178564	Andagalurgate	10/15/2024	Active	20	0	0	0.00%	20		7	Y	2	N	11/2025		
178408	Arachalur Aram	10/07/2024	Active	28	2	1	3.70%	29	1	2	Y	2	N	11/2025		\$50.00
177772	Attayampatti Aaditi	08/30/2024	Active	17	1	0	6.25%	20		3	Y		N	11/2025		
178573	Belukuruchi	10/15/2024	Active	25	0	0	0.00%	20		7	Y	2	R	11/2025		
176580	Erode Rainbow	07/26/2024	Active	29	2	0	7.41%	26		1	Y	2	N	11/2025		
177975	Erode Yellow Sun city	10/17/2024	Active	17	9	0	112.50%	22		1	Y		N	11/2025		
190532	Gangavalli	11/18/2025	Newly Chartered	20	20	0	100.00%	0		0	Y		N			
176595	Hosur Arasan	08/16/2024	Active	26	14	2	85.71%	20	1	0	Y	2	R	11/2025		
173414	Hosur Elite	07/16/2024	Active	34	14	0	70.00%	32		2	Y		N	11/2025		\$34.92
186158	Kadathur Kings	07/25/2025	Active	20	20	0	100.00%	0		4	Y		N			
176642	Kambainallur	07/26/2024	Active	31	5	0	19.23%	21		4	Y	2	R	11/2025		\$1,000.93
190609	Kangeyam	10/15/2025	Newly Chartered	41	41	0	100.00%	0		0	Y					
190310	Muthugapatty	09/22/2025	Newly Chartered	21	21	0	100.00%	0		2	Y		N			
178571	Nachipatty	10/15/2024	Active	25	0	0	0.00%	23		7	Y	2	R	11/2025		
180801	Nallampalli	02/11/2025	Active	22	2	0	10.00%	0		4	Y	2	N	11/2025		
157163	Namakkal Elite	03/14/2024	Active	22	0	0	0.00%	20		5	Y		N	08/2025		
Exc Award (06/30/2025)																
178051	Omalur Royal Kings	05/08/2025	Active	21	0	0	0.00%	0		3	N	None				
176736	Pennagaram	02/11/2025	Active	20	0	0	0.00%	0		5	N	None		10/2025		
173337	Pochampalli Sigaram	07/26/2024	Active	33	1	0	3.13%	28		4	N	None	N	11/2025		
178716	Rasipuram Pudupatti	10/15/2024	Active	25	0	0	0.00%	20		7	Y	2	N	11/2025		
190641	Salem Admire	10/07/2025	Newly Chartered	35	35	0	100.00%	0		0	Y		N	11/2025		
157694	Salem Bright City	03/14/2024	Active(1)	21	3	0	16.67%	25		3	Y	3	N	11/2025	90+ Days	
Exc Award (06/30/2024)																
180474	Salem Nature	02/06/2025	Active	20	0	0	0.00%	0		6	Y		N	10/2025		



Club Health Assessment for DISTRICT 3242 E through November 2025

			Status	Membership					Reports					Finance		LCIF
Club Number	Club Name	Charter Date	Times in Status Quo in Past 2 Years	Current Member Count **	YTD Members Added	YTD Members Dropped	YTD Net Growth% ***	Member Count 1 Year Ago	Dropped Members Avg.Length of Service	Months Since Membership Update	Current Officers Reported ****	Current President Repeated Term	VP Reported *****	Last Date Reported Service (mm/yyyy)	Account Balance	YTD Donations
189586	Salem Pride	09/19/2025	Newly Chartered	27	27	0	100.00%	0		1	Y		N			
190176	Sankagiri Durg	09/19/2025	Newly Chartered	26	26	0	100.00%	0		1	Y		N			
185882	Sathyamangalam Virutcham	07/29/2025	Active	24	24	0	100.00%	0		0	Y		N	11/2025		
173866	Sendai Nanjundapuram	07/24/2024	Active(1)	25	0	0	0.00%	20		7	Y	2	N	11/2025		
174688	Sendai Ponnarkulam	07/24/2024	Active(1)	25	0	0	0.00%	20		7	Y	2	R	11/2025		
176713	Sendai Thuthikulam	08/30/2024	Active(1)	25	0	0	0.00%	20		11	Y	2	N	11/2025		
186209	Shoolagiri Green City	07/25/2025	Active	20	20	0	100.00%	0		4	Y		N			
185166	Thalaivasal Jasmine	07/25/2025	Active	34	34	0	100.00%	0		1	Y		N	11/2025		
172802	Valayapatty Pasumai	07/15/2024	Active	17	0	0	0.00%	20		5	Y		N	11/2025		
185463	Vasanthapuram	07/25/2025	Active	20	20	0	100.00%	0		2	Y		N	11/2025		
186211	Veeraganur Poovai	07/25/2025	Active	29	29	0	100.00%	0		1	Y		N	11/2025		
Clubs more than two years old																
46674	ANTHIYUR THAVITTUPALAYAM Exc Award (06/30/2020, 06/30/2023)	11/03/1986	Active	46	1	0	2.22%	45		2	Y		N	11/2025		\$46.55
152303	Attayampatti Tex City Exc Award (06/30/2023)	09/13/2022	Active	20	2	1	5.26%	20	0	3	Y		N	11/2025		
44786	ATTAYAMPATTY Exc Award (06/30/2020, 06/30/2021, 06/30/2024, 06/30/2025)	03/01/1985	Active	25	4	0	19.05%	30		2	Y		N	11/2025		\$263.85
26467	ATTUR Exc Award (06/30/2020, 06/30/2022, 06/30/2023)	12/20/1969	Active	38	0	1	-2.56%	45	56	4	Y		N	11/2025		
122118	Attur Aadhavan Exc Award (06/30/2022, 06/30/2023, 06/30/2024)	05/12/2014	Active	45	0	1	-2.17%	57	12	2	Y		N	11/2025		
144264	Attur Aditya Exc Award (06/30/2022, 06/30/2023, 06/30/2024)	12/22/2020	Active	38	2	1	2.70%	35	5	3	Y			11/2025		\$290.97
50788	AVAL POONDURAI Exc Award (06/30/2020, 06/30/2022, 06/30/2024)	06/27/1990	Active	139	2	0	1.46%	137		4	Y		R	11/2025		\$1,852.79



Club Health Assessment for DISTRICT 3242 E through November 2025

			Status	Membership						Reports				Finance		LCIF
Club Number	Club Name	Charter Date	Times in Status Quo in Past 2 Years	Current Member Count **	YTD Members Added	YTD Members Dropped	YTD Net Growth% ***	Member Count 1 Year Ago	Dropped Members Avg.Length of Service	Months Since Membership Update	Current Officers Reported ****	Current President Repeated Term	VP Reported *****	Last Date Reported Service (mm/yyyy)	Account Balance	YTD Donations
57987	AYOTHIAPPATNAM RICE CITY Exc Award (06/30/2017, 06/30/2021)	03/15/1996	Active	100	7	0	7.53%	91		4	Y		N	11/2025		\$100.09
121396	Ayothiyapattanam Ramar City	02/20/2014	Active	21	0	0	0.00%	25		5	Y		N	11/2025		
54345	BARUGUR Exc Award (06/30/2017, 06/30/2020, 06/30/2021, 06/30/2022, 06/30/2025)	04/14/1993	Active	47	1	0	2.17%	45		1	Y		N	11/2025		\$101.26
26469	BHAVANI KOMARAPALAYAM	01/08/1970	Active	12	0	4	-25.00%	18	9	1	Y		R	11/2025		
122892	Bhavani Komarapalayam Sangamam	08/06/2014	Active	20	0	1	-4.76%	18	3	3	Y			11/2025		
57920	CHENNIMALAI Exc Award (06/30/2023, 06/30/2024)	02/29/1996	Active	42	2	0	5.00%	35		2	Y		N	11/2025		\$43.06
134585	Dasappagounden Pudur	05/28/2018	Active(2)	16	0	0	0.00%	13		9	Y	2	N	11/2025		
57765	DENKANIKOTTA	01/23/1996	Active	15	1	0	7.14%	22		4	Y	2	N	11/2025		
50305	DHARAPURAM CENTRAL Exc Award (06/30/2021, 06/30/2023)	03/15/1990	Active	59	2	0	3.51%	58		4	Y		N	11/2025		\$892.27
37201	DHARAPURAM TOWN L C Exc Award (06/30/2023)	05/29/1979	Active	101	9	0	9.78%	89		2	Y		N	11/2025		\$900.97
50789	DHARMAPURI TOWN Exc Award (06/30/2024, 06/30/2025)	06/27/1990	Active	91	1	0	1.11%	79		1	Y		N	11/2025		\$104.75
131154	Erampatti Town	06/07/2017	Active	34	0	0	0.00%	33		6	Y	2	N	11/2025		
26479	ERODE Exc Award (06/30/2017)	12/18/1961	Active	227	2	4	-0.87%	232	23	0	Y		N	11/2025		\$26,017.93
135157	Erode Amaravathi Exc Award (06/30/2019, 06/30/2022)	06/19/2018	Active	25	0	0	0.00%	31		7	Y		N	11/2025		
147633	Erode Aram Exc Award (06/30/2022, 06/30/2024)	07/28/2021	Active	21	0	0	0.00%	20		7	Y		R	11/2025		
125955	Erode Aspire	10/16/2015	Active	19	2	0	11.76%	21		4	Y			11/2025		
84910	ERODE BVB Exc Award (06/30/2019, 06/30/2020, 06/30/2022)	02/24/2005	Active	423	2	0	0.48%	421		4	Y		N	11/2025		
50207	ERODE CAUVERY Exc Award (06/30/2016, 06/30/2019, 06/30/2022, 06/30/2023, 06/30/2024)	02/15/1990	Active	113	9	0	8.65%	116		3	Y		N	11/2025		




Club Health Assessment for DISTRICT 3242 E through November 2025

			Status	Membership						Reports				Finance	LCIF	
Club Number	Club Name	Charter Date	Times in Status Quo in Past 2 Years	Current Member Count **	YTD Members Added	YTD Members Dropped	YTD Net Growth% ***	Member Count 1 Year Ago	Dropped Members Avg.Length of Service	Months Since Membership Update	Current Officers Reported ****	Current President Repeated Term	VP Reported *****	Last Date Reported Service (mm/yyyy)	Account Balance	YTD Donations
47318	ERODE CENTRAL	05/01/1987	Active	88	9	6	3.53%	79	9	0	Y	2	N	11/2025	90+ Days	
	Exc Award (06/30/2023)															
142025	Erode Champion	07/03/2020	Active	23	1	0	4.55%	25		4	Y			11/2025		\$58.19
	Exc Award (06/30/2024)															
67245	ERODE COSMOS	02/11/2003	Active	39	1	0	2.63%	44		2	Y		N	11/2025		\$46.55
	Exc Award (06/30/2019, 06/30/2020, 06/30/2023, 06/30/2024)															
52415	ERODE EAST	01/10/1992	Active	73	2	2	0.00%	66	14	4	Y		R	11/2025		\$81.47
	Exc Award (06/30/2019, 06/30/2023, 06/30/2025)															
115121	ERODE EXCELLENT	09/19/2011	Active	26	1	0	4.00%	32		4	Y		N	11/2025		\$29.10
	Exc Award (06/30/2022)															
46150	ERODE FORT	05/01/1986	Active	21	0	0	0.00%	19		10	Y			11/2025		
99977	ERODE GOLDEN CITY	07/31/2007	Active	11	0	0	0.00%	11		6	Y	2	R	11/2025		
101455	ERODE KALINGARAAYAN	03/12/2008	Active	18	3	0	20.00%	16		4	Y		R	11/2025		
123169	Erode Kurinchi	09/22/2014	Active	67	2	0	3.08%	65		2	Y		N	11/2025		
	Exc Award (06/30/2022, 06/30/2023)															
140648	Erode Master Heartfulness	01/06/2020	Active(1)	10	4	0	66.67%	10		3	Y		N	11/2025		
	Exc Award (06/30/2022)															
40956	ERODE MID TOWN	02/08/1982	Active	315	32	20	3.96%	320	4	0	Y		N	11/2025	\$2,710.23	
	Exc Award (06/30/2022, 06/30/2025)															
58641	ERODE MILK CITY	08/07/1996	Active	28	1	0	3.70%	32		4	Y		N	11/2025	\$871.40	
	Exc Award (06/30/2019, 06/30/2022, 06/30/2024)															
126026	Erode Navarathna	11/10/2015	Active	4	0	6	-60.00%	10	10	0	N	2		11/2025		
56268	ERODE NORTH	11/22/1994	Active	34	1	0	3.03%	31		2	Y		N	11/2025		
	Exc Award (06/30/2021, 06/30/2022)															
124607	Erode North Kings	04/08/2015	Active	34	10	0	41.67%	21		0	Y		N	11/2025	\$948.50	
	Exc Award (06/30/2016, 06/30/2022, 06/30/2024)															
66636	ERODE PREMIER	09/27/2002	Active	40	1	0	2.56%	38		4	Y		N	11/2025	\$232.77	
	Exc Award (06/30/2017, 06/30/2022, 06/30/2023, 06/30/2024)															
142022	Erode Red Fort	07/07/2020	Active	45	2	0	4.65%	41		4	Y		N	11/2025	\$1,000.01	



Club Health Assessment for DISTRICT 3242 E through November 2025

			Status	Membership					Reports					Finance		LCIF
Club Number	Club Name	Charter Date	Times in Status Quo in Past 2 Years	Current Member Count **	YTD Members Added	YTD Members Dropped	YTD Net Growth***	Member Count 1 Year Ago	Dropped Members Avg.Length of Service	Months Since Membership Update	Current Officers Reported ****	Current President Repeated Term	VP Reported *****	Last Date Reported Service (mm/yyyy)	Account Balance	YTD Donations
Exc Award (06/30/2022, 06/30/2024)																
78699	ERODE SAKTHI	04/01/2004	Active	47	5	0	11.90%	44		4	Y		N	11/2025		
135037	Erode Sivagiri	06/19/2018	Active(1)	26	0	0	0.00%	30		11	Y	3		11/2025		
Exc Award (06/30/2021, 06/30/2023)																
138073	Erode Smart City	05/06/2019	Active	15	0	0	0.00%	15		19	Y		R	10/2025	90+ Days	
66749	ERODE SOUTH	10/31/2002	Active	23	0	0	0.00%	28		3	Y	2	N	11/2025	90+ Days	
Exc Award (06/30/2022)																
59885	ERODE STAR	07/20/1997	Active	14	0	0	0.00%	15		5	Y	2	N	11/2025		
Exc Award (06/30/2016)																
53805	ERODE SUPREME	11/09/1992	Active	323	2	12	-3.00%	292	4	0	Y		N	11/2025		\$1,032.36
Exc Award (06/30/2017)																
58653	ERODE TURMERIC CITY	08/26/1996	Active	59	0	0	0.00%	58		4	Y		N	11/2025		\$1,000.93
Exc Award (06/30/2021, 06/30/2023)																
54223	ERODE UNIQUE	03/11/1993	Active	36	1	0	2.86%	35		1	Y		N	11/2025		\$243.05
Exc Award (06/30/2017, 06/30/2019, 06/30/2022)																
132545	Erode Vishal	09/18/2017	Active	21	0	0	0.00%	27		5	Y		R	11/2025		
Exc Award (06/30/2021, 06/30/2022)																
26480	GOBICHETTIPALAYAM	09/14/1969	Active	115	13	0	12.75%	118		0	Y		R	11/2025		\$3,220.92
Exc Award (06/30/2020, 06/30/2022, 06/30/2023, 06/30/2025)																
140373	Gobichettipalayam Aatherai	12/02/2019	Active	32	1	1	0.00%	33	3	0	Y		N	11/2025		\$33.75
Exc Award (06/30/2022, 06/30/2023, 06/30/2024)																
151090	Gobichettipalayam Prestige	06/15/2022	Active	35	0	0	0.00%	38		5	Y		N	11/2025		
67144	GURUSAMY PALAYAM TAMIZHAN	01/08/2003	Active(1)	24	0	0	0.00%	36		7	Y		N	11/2025		\$2,898.91
Exc Award (06/30/2023)																
50145	HARUR	01/29/1990	Active	74	0	0	0.00%	70		6	Y		R	11/2025		\$69.83
Exc Award (06/30/2022, 06/30/2023)																
34900	HOSUR	12/12/1977	Active	99	4	1	3.13%	98	9	2	Y		N	11/2025		\$116.39
Exc Award (06/30/2022, 06/30/2024, 06/30/2025)																
67140	HOSUR CASTLE	01/21/2003	Active	56	2	0	3.70%	53		1	Y		N	11/2025		\$58.19
Exc Award (06/30/2017, 06/30/2025)																



Club Health Assessment for DISTRICT 3242 E through November 2025

			Status	Membership						Reports				Finance	LCIF	
Club Number	Club Name	Charter Date	Times in Status Quo in Past 2 Years	Current Member Count **	YTD Members Added	YTD Members Dropped	YTD Net Growth% ***	Member Count 1 Year Ago	Dropped Members Avg.Length of Service	Months Since Membership Update	Current Officers Reported ****	Current President Repeated Term	VP Reported *****	Last Date Reported Service (mm/yyyy)	Account Balance	YTD Donations
154183	Hosur Everest	04/24/2023	Active	57	5	1	7.55%	60	1	3	Y		R	11/2025		\$1,947.22
	Exc Award (06/30/2025)															
115798	HOSUR FLOWER CITY	01/04/2012	Active	33	3	1	6.45%	31	4	0	Y		N	11/2025		
	Exc Award (06/30/2023, 06/30/2024)															
136756	Hosur Galaxy	11/23/2018	Active	32	17	16	3.23%	44	4	0	Y		N	11/2025		\$989.29
	Exc Award (06/30/2020, 06/30/2023, 06/30/2024, 06/30/2025)															
120095	Hosur Hills	08/02/2013	Active	59	10	0	20.41%	56		2	Y		N	11/2025		\$948.74
	Exc Award (06/30/2022)															
67081	HOSUR IMPACT	01/08/2003	Active	48	3	0	6.67%	43		4	Y		N	11/2025		\$950.01
	Exc Award (06/30/2020, 06/30/2022, 06/30/2024)															
128402	Hosur Lake	08/19/2016	Active	33	2	0	6.45%	29		4	Y		N	11/2025		
	Exc Award (06/30/2022, 06/30/2025)															
105488	HOSUR MAGNUM	05/15/2009	Active	57	5	0	9.62%	53		2	Y		N	11/2025		\$290.97
135454	Hosur Melvin Jones	07/27/2018	Active	23	1	0	4.55%	27		4	Y		N	11/2025		
	Exc Award (06/30/2023)															
135455	Hosur Pride	07/27/2018	Active	70	8	1	11.11%	62	0	0	Y		N	11/2025		\$100.99
	Exc Award (06/30/2022)															
140369	Hosur Rose City	12/26/2019	Active	31	1	0	3.33%	30		1	Y		N	11/2025		\$748.42
	Exc Award (06/30/2022)															
44681	HOSUR SIPCOT INDUSTRIAL COMPLX	02/14/1985	Active	55	1	0	1.85%	54		4	Y		N	11/2025		\$901.35
	Exc Award (06/30/2023)															
60273	IDAPPADI TEX CITY	01/06/1998	Active	61	2	0	3.39%	58		4	Y	2	R	11/2025		\$62.48
	Exc Award (06/30/2020, 06/30/2022)															
66940	KABILARMALAI	12/16/2002	Active	29	0	0	0.00%	34		3	Y		N	11/2025		\$1,000.01
	Exc Award (06/30/2024)															
66753	KANDAMPALAYAM	10/31/2002	Active	35	0	3	-7.89%	36	10	3	Y		N	11/2025		\$1,000.01
45750	KANJIKOIL	01/06/1986	Active	91	1	0	1.11%	82		4	Y		N	11/2025		
	Exc Award (06/30/2022, 06/30/2023)															
132350	Karimangalam Vallal Kaari	08/04/2017	Active	31	2	1	3.33%	30	8	0	Y		R	09/2025		
	Exc Award (06/30/2025)															
155958	Kaveripattinam Kings	09/25/2023	Active	20	4	0	25.00%	20		0	Y		R	03/2025		



Club Health Assessment for DISTRICT 3242 E through November 2025

			Status	Membership					Reports				Finance	LCIF		
Club Number	Club Name	Charter Date	Times in Status Quo in Past 2 Years	Current Member Count **	YTD Members Added	YTD Members Dropped	YTD Net Growth% ***	Member Count 1 Year Ago	Dropped Members Avg.Length of Service	Months Since Membership Update	Current Officers Reported ****	Current President Repeated Term	VP Reported *****	Last Date Reported Service (mm/yyyy)	Account Balance	YTD Donations
97905	KAVERIPATTINAM PENNAR	10/27/2006	Active(1)	21	0	0	0.00%	20		6	Y	2	N	09/2025		
	Exc Award (06/30/2023)															
66323	KAVINDAPADI SUGAR CITY	06/27/2002	Active	23	0	0	0.00%	46		7	Y		R	11/2025		
	Exc Award (06/30/2020, 06/30/2023)															
136620	Kodumudi Taluk	11/23/2018	Active	28	0	0	0.00%	28		7	N			11/2025		
156396	Kolathur Stars	11/02/2023	Active	45	8	0	21.62%	26		4	Y		N	11/2025		\$46.55
56963	KOMARAPALAYAM	05/22/1995	Active	33	0	0	0.00%	34		5	Y		R	11/2025		
	Exc Award (06/30/2017)															
47590	KOMARAPALAYAM CENTRAL	06/29/1987	Active	72	1	0	1.41%	76		3	Y		N	11/2025		\$104.75
	Exc Award (06/30/2023)															
102310	KOMARAPALAYAM TEX CITY	06/06/2008	Active	29	3	0	11.54%	26		1	Y		N	11/2025		\$50.00
	Exc Award (06/30/2018, 06/30/2020, 06/30/2022, 06/30/2023)															
116990	KOMARAPALAYAM THALAPATHY	05/29/2012	Active	20	0	0	0.00%	21		5	Y		R	10/2025		
26486	KRISHNAGIRI	01/21/1970	Active	38	2	0	5.56%	39		0	Y		N	11/2025		\$52.37
	Exc Award (06/30/2023)															
61602	MALLASAMUDARAM	03/08/1999	Active	47	4	0	9.30%	51		0	Y		N	11/2025		\$46.55
	Exc Award (06/30/2019, 06/30/2020, 06/30/2024)															
55238	MARANDAHALLI	01/24/1994	Active	28	0	0	0.00%	28		4	Y		R	11/2025		
133674	Mathur Mango City	02/27/2018	Active	38	3	0	8.57%	35		4	Y		N	11/2025		\$2,000.00
	Exc Award (06/30/2020, 06/30/2021, 06/30/2023, 06/30/2025)															
62944	MOHANUR	03/20/2000	Active	48	1	0	2.13%	49		1	Y		R	11/2025		\$856.70
	Exc Award (06/30/2020, 06/30/2021, 06/30/2022)															
128404	Mohanur Kaveri	08/11/2016	Active	28	1	0	3.70%	26		4	Y		N	11/2025		\$50.00
121213	Mulanur	01/24/2014	Active	27	0	0	0.00%	22		10	N			11/2025		
116352	MULLUKURICHI KURINJI	03/21/2012	Active	28	0	0	0.00%	29		7	Y		N	11/2025	90+ Days	
	Exc Award (06/30/2023)															
156395	Namagiripet Town	10/25/2023	Active	29	3	0	11.54%	25		4	Y		N	11/2025		\$5,754.24
64461	NAMAKKAL ANJANEYA	06/25/2001	Active	23	0	0	0.00%	24		4	Y		IP	11/2025		
126553	Namakkal Golden City	02/29/2016	Active	22	2	0	10.00%	21		0	Y		N	11/2025		



Club Health Assessment for DISTRICT 3242 E through November 2025

			Status	Membership						Reports				Finance	LCIF	
Club Number	Club Name	Charter Date	Times in Status Quo in Past 2 Years	Current Member Count **	YTD Members Added	YTD Members Dropped	YTD Net Growth% ***	Member Count 1 Year Ago	Dropped Members Avg.Length of Service	Months Since Membership Update	Current Officers Reported ****	Current President Repeated Term	VP Reported *****	Last Date Reported Service (mm/yyyy)	Account Balance	YTD Donations
142454	Namakkal Helen	08/11/2020	Active	20	2	0	11.11%	18		2	Y		N	10/2025		
	Exc Award (06/30/2023)															
125186	Namakkal Melvin Metro	06/17/2015	Active	47	3	0	6.82%	55		2	Y		N	11/2025		\$58.19
	Exc Award (06/30/2020, 06/30/2022)															
63709	NAMAKKAL METRO	11/20/2000	Active	24	1	1	0.00%	25	4	2	Y		N	11/2025		
	Exc Award (06/30/2020, 06/30/2022, 06/30/2023)															
55257	NAMAKKAL ROCK CITY	01/28/1994	Active	88	2	0	2.33%	60		4	Y		R	11/2025		\$5,004.66
	Exc Award (06/30/2025)															
60274	NAMAKKAL SOUTH	01/06/1998	Active	30	2	0	7.14%	28		4	Y		N	11/2025		\$30.26
100816	NAMAKKAL TOWN	12/18/2007	Active	31	1	0	3.33%	35		4	Y		R	11/2025		
	Exc Award (06/30/2020, 06/30/2023)															
105374	NAMBIYUR	04/27/2009	Active	34	0	0	0.00%	36		7	Y	2	R	11/2025		
	Exc Award (06/30/2024)															
51397	PALACODE	03/06/1991	Active	41	2	1	2.50%	42	5	1	Y		N	10/2025		\$5,004.66
	Exc Award (06/30/2021, 06/30/2022, 06/30/2023)															
46781	PALLIPALAYAM CENTRAL	12/01/1986	Active	33	0	0	0.00%	32		3	Y		N	10/2025		
	Exc Award (06/30/2020)															
121480	Pallipalayam SPB Cheran	02/28/2014	Active	20	0	0	0.00%	21		1	Y		R	11/2025		
	Exc Award (06/30/2021, 06/30/2023)															
61262	PANNANDUR	11/18/1998	Active	21	0	0	0.00%	20		6	Y		N	10/2025		
	Exc Award (06/30/2023, 06/30/2024)															
99522	PARAMATHY FORT	06/04/2007	Active	67	3	0	4.69%	62		4	Y		N	11/2025		\$1,070.76
	Exc Award (06/30/2023)															
77692	PERIYAMANALI	10/07/2003	Active	25	0	1	-3.85%	26	17	4	Y		N	11/2025		
	Exc Award (06/30/2020)															
33389	PERUNDURAI	02/14/1977	Active	85	4	0	4.94%	84		4	Y		N	11/2025		\$87.29
	Exc Award (06/30/2023, 06/30/2024)															
64662	POCHAMPALLI TOWN	08/29/2001	Active	41	1	0	2.50%	41		2	Y		N	11/2025		\$40.00
	Exc Award (06/30/2020, 06/30/2022, 06/30/2023)															
155784	Pottireddipatti	08/28/2023	Active	21	1	2	-4.55%	22	2	2	Y	3	N	11/2025		
57753	PUDANCHANTHAI	01/18/1996	Active	48	1	0	2.13%	47		2	Y		N	11/2025		\$660.03



Club Health Assessment for DISTRICT 3242 E through November 2025

			Status	Membership						Reports				Finance		LCIF
Club Number	Club Name	Charter Date	Times in Status Quo in Past 2 Years	Current Member Count **	YTD Members Added	YTD Members Dropped	YTD Net Growth% ***	Member Count 1 Year Ago	Dropped Members Avg.Length of Service	Months Since Membership Update	Current Officers Reported ****	Current President Repeated Term	VP Reported *****	Last Date Reported Service (mm/yyyy)	Account Balance	YTD Donations
Exc Award (06/30/2020, 06/30/2022, 06/30/2023, 06/30/2024)																
150759	Puduchatram	05/09/2022	Active	34	1	0	3.03%	31		5	Y		N	11/2025		\$48.88
Exc Award (06/30/2023, 06/30/2024)																
26500	RASIPURAM	01/05/1970	Active	158	16	7	6.04%	165	9	1	Y		N	11/2025		\$7,698.39
Exc Award (06/30/2022, 06/30/2023, 06/30/2024)																
138336	Rasipuram Kings	06/03/2019	Active	41	1	0	2.50%	44		3	Y		N	11/2025		
128682	Rayakottai Fort	09/12/2016	Active	20	2	0	11.11%	26		4	Y		N	11/2025		\$102.77
Exc Award (06/30/2022)																
26502	SALEM	08/06/1960	Active	7	0	0	0.00%	12		5	Y	3	R	10/2025	90+ Days	
111373	SALEM AANANDHAM	06/16/2011	Active(1)	17	0	0	0.00%	23		4	Y			10/2025		
55535	SALEM AIRPORT	04/07/1994	Active	43	12	0	38.71%	33		2	Y			11/2025		\$1,000.01
Exc Award (06/30/2023)																
42244	SALEM CENTRAL	01/26/1983	Active	12	0	0	0.00%	12		7	Y		N	11/2025		
42489	SALEM COSMOS	03/08/1983	Active	37	2	1	2.78%	37	0	4	Y		R	11/2025		\$872.91
Exc Award (06/30/2022)																
66886	SALEM ELEGANT CITY	11/27/2002	Active	31	6	18	-27.91%	42	8	0	Y		R	11/2025		\$698.32
Exc Award (06/30/2022)																
152401	Salem Evergreen	09/06/2022	Active	22	0	0	0.00%	23		5	Y			10/2025		
140366	Salem Excel	12/16/2019	Active	38	3	0	8.57%	32		4	Y		R	10/2025		
Exc Award (06/30/2022)																
56269	SALEM FAIRLANDS	11/22/1994	Active	31	0	0	0.00%	27		10	Y		R	10/2025		
Exc Award (06/30/2024)																
120239	Salem Galaxy	08/30/2013	Active	22	0	0	0.00%	21		5	Y		R	11/2025		
120231	Salem Gems	08/29/2013	Active	23	4	1	15.00%	23	1	2	Y		N	11/2025		
Exc Award (06/30/2023)																
66634	SALEM GOLDEN CITY	09/27/2002	Active	31	1	0	3.33%	33		4	Y		R	11/2025		
Exc Award (06/30/2020, 06/30/2021)																
37649	SALEM GUGAI	10/30/1979	Active	18	0	0	0.00%	18		5	Y	2	R	11/2025		
Exc Award (06/30/2022, 06/30/2023)																
51692	SALEM MAJESTIC	05/28/1991	Active	60	9	0	17.65%	46		0	Y		R	11/2025		\$116.39



Club Health Assessment for DISTRICT 3242 E through November 2025

			Status	Membership						Reports				Finance	LCIF	
Club Number	Club Name	Charter Date	Times in Status Quo in Past 2 Years	Current Member Count **	YTD Members Added	YTD Members Dropped	YTD Net Growth% ***	Member Count 1 Year Ago	Dropped Members Avg.Length of Service	Months Since Membership Update	Current Officers Reported ****	Current President Repeated Term	VP Reported *****	Last Date Reported Service (mm/yyyy)	Account Balance	YTD Donations
Exc Award (06/30/2017, 06/30/2020, 06/30/2022, 06/30/2025)																
49405	SALEM MANGO CITY	04/06/1989	Active	20	0	0	0.00%	17		8	Y		N	10/2025		
106817	SALEM MELVIN JONES	11/03/2009	Active	27	2	0	8.00%	24		4	Y		N	11/2025		
Exc Award (06/30/2023)																
59913	SALEM MELVIN METRO	08/06/1997	Active	64	6	4	3.23%	67	1	2	Y		N	09/2025		
35263	SALEM METROPOLIS	03/27/1978	Active	19	1	0	5.56%	21		3	Y		N	11/2025		\$1,000.93
Exc Award (06/30/2024)																
42899	SALEM MID TOWN	06/29/1983	Active	32	1	0	3.23%	29		4	Y		N	11/2025		\$34.92
Exc Award (06/30/2023)																
68609	SALEM MINERAL CITY	04/15/2003	Active	22	4	0	22.22%	22		2	Y		N	11/2025		
Exc Award (06/30/2023)																
29706	SALEM NORTH	07/15/1974	Active	17	0	0	0.00%	20		6	Y	6	N	10/2025		
153759	Salem Phoenix	03/06/2023	Active	22	2	0	10.00%	30		0	Y		R	11/2025		
Exc Award (06/30/2023, 06/30/2024)																
89251	SALEM PLATINUM	09/09/2005	Active	44	7	0	18.92%	36		4	Y		R	09/2025		\$698.32
Exc Award (06/30/2022, 06/30/2024)																
109448	SALEM ROYAAL POWER	10/06/2010	Active(1)	38	11	0	40.74%	34		4	Y		N	11/2025		\$2,000.94
Exc Award (06/30/2022, 06/30/2024)																
62006	SALEM STARS	05/20/1999	Active	10	0	0	0.00%	10		5	Y	24	N	10/2025		
135456	Salem Super Kings	07/27/2018	Active(1)	25	8	1	38.89%	21	6	2	Y		N	11/2025	90+ Days	\$29.10
115437	SALEM THAINADU	10/31/2011	Active	31	2	0	6.90%	28		4	Y		R	11/2025	90+ Days	
Exc Award (06/30/2023)																
62983	SANKAGIRI FORT	03/27/2000	Active	33	0	0	0.00%	41		2	Y		N	11/2025		
Exc Award (06/30/2020, 06/30/2021, 06/30/2023)																
40398	SANKARI	09/03/1981	Active	28	1	0	3.70%	24		4	Y	2	N	11/2025		
Exc Award (06/30/2020, 06/30/2021, 06/30/2023)																
38226	SATHYAMANGALAM CITY	03/05/1980	Active	77	19	0	32.76%	67		3	Y		N	11/2025		\$2,801.64
Exc Award (06/30/2017, 06/30/2023)																
123714	Sendamangalam Town	12/01/2014	Active	30	1	0	3.45%	30		1	Y			11/2025		\$53.00
111157	SINGARAPETTAI	05/27/2011	Active	26	6	0	30.00%	26		1	Y		N	11/2025		\$34.92
Exc Award (06/30/2023)																




Club Health Assessment for DISTRICT 3242 E through November 2025

			Status	Membership					Reports					Finance	LCIF	
Club Number	Club Name	Charter Date	Times in Status Quo in Past 2 Years	Current Member Count **	YTD Members Added	YTD Members Dropped	YTD Net Growth% ***	Member Count 1 Year Ago	Dropped Members Avg.Length of Service	Months Since Membership Update	Current Officers Reported ****	Current President Repeated Term	VP Reported *****	Last Date Reported Service (mm/yyyy)	Account Balance	YTD Donations
65010	SOLASIRAMANI	02/19/2002	Active	32	2	0	6.67%	29		4	Y		N	11/2025		\$964.07
	Exc Award (06/30/2024)															
52036	THALAIVASAL	09/26/1991	Active	105	3	0	2.94%	99		4	Y		N	11/2025		\$3,491.60
84009	THARAMANGALAM	08/15/2004	Active	30	1	0	3.45%	29		4	Y		N	11/2025		
	Exc Award (06/30/2020, 06/30/2023)															
155785	Thirumanur Village	08/29/2023	Active	21	0	0	0.00%	21		4	Y	3	R	11/2025		
	Exc Award (06/30/2024)															
57767	THOPPUR	01/23/1996	Active	28	2	1	3.70%	27	30	3	Y		N	11/2025		
	Exc Award (06/30/2023, 06/30/2025)															
50168	TIRUCHENGODE	02/02/1990	Active	134	0	0	0.00%	138		2	Y		N	11/2025		
	Exc Award (06/30/2022, 06/30/2024)															
51398	UTHANGARAI	03/06/1991	Active	56	2	2	0.00%	67	6	3	Y		N	11/2025		
	Exc Award (06/30/2021, 06/30/2023)															
142735	Uthangarai Friends	09/15/2020	Active	28	2	0	7.69%	26		3	Y		R	11/2025		\$1,840.23
	Exc Award (06/30/2021, 06/30/2022, 06/30/2024)															
52835	VALAPADY	04/01/1992	Active	141	10	3	5.22%	146	8	1	Y		R	11/2025		\$1,710.89
	Exc Award (06/30/2020, 06/30/2021, 06/30/2022, 06/30/2023, 06/30/2024, 06/30/2025)															
133675	Valapady Annai	02/16/2018	Active	28	1	1	0.00%	34	4	2	Y		N	11/2025		
	Exc Award (06/30/2020, 06/30/2021, 06/30/2022, 06/30/2023)															
155787	Valayapatty	08/28/2023	Active(1)	15	0	0	0.00%	21		7	Y		N	11/2025		
107814	VELAGOUNDAMPATTY	03/18/2010	Active	30	0	0	0.00%	30		2	Y	2	R	11/2025		
	Exc Award (06/30/2020, 06/30/2024)															
65004	VELLAKOVIL	02/19/2002	Active	45	1	1	0.00%	37	22	3	Y			11/2025		
	Exc Award (06/30/2023)															
60956	VELUR	06/26/1998	Active	100	3	0	3.09%	99		4	Y		N	11/2025		\$100.00
	Exc Award (06/30/2023)															



Club Health Assessment for DISTRICT 3242 E through November 2025

<div>International Club of Professional Engineers and Surveyors</div>						Status		Membership					Reports				Finance		LCIF
						Times in Status Quo in Past 2 Years		Current Member Count **	YTD Members Added	YTD Members Dropped	YTD Net Growth***	Member Count 1 Year Ago	Dropped Members Avg.Length of Service	Months Since Membership Update	Current Officers Reported ****	Current President Repeated Term	VP Reported *****	Last Date Reported Service (mm/yyyy)	Account Balance
Club Number	Club Name		Charter Date																
Current Total Clubs Count	YTD New Clubs Count	YTD Cancelled Clubs Count	YTD Net Club Gain	Current Total Members Count	YTD Add	YTD Drop	YTD Net Growth	YTD Net Growth %	Member Count 12 Months Ago	Average Member Count Per Club	% of Clubs with less than 20 members	% No Officer Report in 12 Months	% of Clubs with balance 90+ days	Number of Clubs in Status Quo	% Status Quo Clubs in Financial Suspension	Number of Cancelled Clubs	Average Cancelled Club Age	Members Lost Due to Cancellation	% of Clubs Cancelled for Non-Financial Reasons
195	12	0	12	8,528	788	132	656	8.33%	8,019	44	11%	0%	4%	0	0%	0	0	0	0%

* - P - Priority Club. Cancellation Reasons: 1-Objectives/conduct, 2-Non-active club, 5-Non-existing club, 6-Disbanding, 7-Merger, 8-Financial Suspension, 9-District/Multiple District Dues.

** Red denotes below 15 active members.

*** Red denotes 20% + loss.

**** Y - all 3 (President, Secretary, Treasurer) club officers reported, N - not all 3 reported.

***** Abbreviation: N-New, IP-Immediate Past, R-Repeat.



Club Health Assessment for DISTRICT 3242 F through November 2025

			Status	Membership						Reports				Finance	LCIF	
Club Number	Club Name	Charter Date	Times in Status Quo in Past 2 Years	Current Member Count **	YTD Members Added	YTD Members Dropped	YTD Net Growth***	Member Count 1 Year Ago	Dropped Members Avg.Length of Service	Months Since Membership Update	Current Officers Reported ****	Current President Repeated Term	VP Reported *****	Last Date Reported Service (mm/yyyy)	Account Balance	YTD Donations
Clubs less than two years old																
186957	Aaroor Temple Town	07/31/2025	Active	23	24	1	100.00%	0	0	1	Y		N	11/2025		
174662	Adhirampattinam Honest	07/22/2024	Active	27	10	1	50.00%	23	1	3	Y		N	08/2025		
177506	Annavasal	08/14/2024	Active	21	4	0	23.53%	23		3	N		N	08/2025		
190518	Aranthangi Royal	09/30/2025	Newly Chartered	21	21	0	100.00%	0		2	Y					
190686	Ariyalur Maha Sakthi	11/17/2025	Newly Chartered	21	21	0	100.00%	0		0	Y		N			
182328	Elaiyur Variyankaval	06/18/2025	Active	21	0	0	0.00%	0		0	Y	2				
180469	Jayankondam Angels	02/06/2025	Active	28	6	0	27.27%	0		0	Y	2	N	11/2025		
175287	Karaikal Universal Virtual	08/01/2024	Active	17	2	0	13.33%	21		3	Y			10/2025		
190478	Kariyapattinam Senbai	09/30/2025	Newly Chartered	21	21	0	100.00%	0		2	Y			11/2025		
189719	Karur Grand	09/23/2025	Newly Chartered	24	24	0	100.00%	0		0	Y		N			
190461	Karur Kings	09/30/2025	Newly Chartered	26	26	0	100.00%	0		0	Y					
175684	Komal	07/25/2024	Active(2)	23	0	0	0.00%	21		5	Y	2		08/2025		
190522	Konnaiyur Shine	09/30/2025	Newly Chartered	21	21	0	100.00%	0		2	Y					
185236	Konnaiyur Temple City	07/31/2025	Active	43	43	0	100.00%	0		2	Y		N	10/2025		
190173	Kudanthai Super Stars	09/23/2025	Newly Chartered	22	23	1	100.00%	0	0	0	Y			11/2025		
171436	Kumbakonam Heritage	05/15/2024	Active	43	3	0	7.50%	41		0	Y		R	11/2025		\$1,069.94
172128	Lions Club of Mayiladuthurai Emperor	06/12/2024	Active	25	1	0	4.17%	23		4	Y		N	10/2025		\$900.84
190340	Mannachanallur Rice City	09/30/2025	Newly Chartered	20	20	0	100.00%	0		2	Y					
181149	Mannargudi Magudam	03/31/2025	Active	29	8	0	38.10%	0		0	Y	2				
190062	Mannargudi Pamani	09/29/2025	Newly Chartered	22	22	0	100.00%	0		1	Y			11/2025		
178441	Mannargudi Sigaram	10/07/2024	Active	30	5	1	15.38%	24	1	0	Y		N	11/2025		
190184	Mayiladuthurai Majestic	09/23/2025	Newly Chartered	21	21	0	100.00%	0		1	Y					



Club Health Assessment for DISTRICT 3242 F through November 2025

			Status	Membership						Reports				Finance	LCIF	
Club Number	Club Name	Charter Date	Times in Status Quo in Past 2 Years	Current Member Count **	YTD Members Added	YTD Members Dropped	YTD Net Growth% ***	Member Count 1 Year Ago	Dropped Members Avg.Length of Service	Months Since Membership Update	Current Officers Reported ****	Current President Repeated Term	VP Reported *****	Last Date Reported Service (mm/yyyy)	Account Balance	YTD Donations
172215	Mayiladuthurai Elite	06/17/2024	Active	56	1	0	1.82%	50		3	Y			08/2025		
181685	Mayiladuthurai Kings	06/05/2025	Active	10	0	11	-52.38%	0	0	0	Y					
187616	Mayiladuthurai Magnum	08/11/2025	Active	42	42	0	100.00%	0		0	Y			11/2025		
191101	Nagapattinam Young Minds	11/18/2025	Newly Chartered	32	32	0	100.00%	0		0	Y					
190545	Nagappattinam Mangalam	09/30/2025	Newly Chartered	20	20	0	100.00%	0		2	Y					
179232	Nakkampadi Srikandapuram	06/23/2025	Active	21	0	0	0.00%	0		5	Y	2				
172051	Papanasam Atchaiyam	06/06/2024	Active	43	6	0	16.22%	29		0	Y			11/2025		
175650	Papanasam Velu Nachiyar	07/25/2024	Active	26	4	0	18.18%	26		0	Y	2	N	11/2025		
190233	Pappanadu	09/29/2025	Newly Chartered	20	20	0	100.00%	0		2	Y					
181478	Paravakkottai	03/28/2025	Active	27	13	8	22.73%	0	0	0	Y	2	N	11/2025		
188258	Perambalur Madhuram	08/11/2025	Active	31	31	0	100.00%	0		0	Y		N	11/2025		
182417	Perambalur Smart City	06/06/2025	Active	21	0	0	0.00%	0		5	Y	2				
175939	Peravurani Star	07/26/2024	Active	30	10	0	50.00%	23		0	Y			10/2025		\$11.64
190447	Saliyamangalam	10/24/2025	Newly Chartered	23	23	0	100.00%	0		1	Y					
190372	Sattanathapuram	09/30/2025	Newly Chartered	27	27	0	100.00%	0		0	Y					
187042	Sirkali Kings	07/31/2025	Active	31	31	0	100.00%	0		0	Y					\$18.62
190261	Sirkazhi Central	09/30/2025	Newly Chartered	21	21	0	100.00%	0		2	Y					
185120	T Palur Pondibazar Kottiyal	07/31/2025	Active	31	31	0	100.00%	0		2	Y			11/2025		
190483	Thanjavur Big Temple	09/30/2025	Newly Chartered	20	20	0	100.00%	0		2	Y		N			
187217	Thanjavur Elite	07/31/2025	Active	25	25	0	100.00%	0		2	Y			08/2025	90+ Days	
190293	Thanjavur Heritage	09/30/2025	Newly Chartered	33	33	0	100.00%	0		0	Y					
186755	Thanjavur Maharaja	07/31/2025	Active	26	26	0	100.00%	0		2	Y		N	09/2025	90+ Days	
180806	Thanjavur Majestic	06/23/2025	Active	21	0	0	0.00%	0		5	Y	2				
175074	Thanjavur Pragadheeswarar	07/24/2024	Active	21	1	0	5.00%	40		3	Y	2		12/2024		\$1,000.93



Club Health Assessment for DISTRICT 3242 F through November 2025

			Status	Membership						Reports					Finance	LCIF
Club Number	Club Name	Charter Date	Times in Status Quo in Past 2 Years	Current Member Count **	YTD Members Added	YTD Members Dropped	YTD Net Growth% ***	Member Count 1 Year Ago	Dropped Members Avg.Length of Service	Months Since Membership Update	Current Officers Reported ****	Current President Repeated Term	VP Reported *****	Last Date Reported Service (mm/yyyy)	Account Balance	YTD Donations
190516	Thirubuvanam Silk City	11/20/2025	Newly Chartered	20	20	0	100.00%	0		0	Y					
190148	Thirukadavur Temple city	09/15/2025	Newly Chartered	21	21	0	100.00%	0		2	Y					
176734	Thirumarugal Puthagaram	07/30/2024	Active	25	2	1	4.17%	24	1	2	Y		N	10/2025		
190524	Thirumullaivasal	11/21/2025	Newly Chartered	20	20	0	100.00%	0		0	Y		N			
190552	Thirumullaivasal central	10/20/2025	Newly Chartered	20	20	0	100.00%	0		1	Y					
190384	Thogaimalai	09/30/2025	Newly Chartered	21	21	0	100.00%	0		0	Y		N			
190398	Thuvarankurichi	09/30/2025	Newly Chartered	31	31	0	100.00%	0		0	Y					
177411	Tiruchirappalli K K Nagar	08/16/2024	Active	22	1	0	4.76%	21		4	Y		N	08/2025		
181993	Tiruchirappalli Manikandam	05/02/2025	Active	42	17	0	68.00%	0		0	Y	2		09/2025		
157310	Tiruvarur Vision	02/16/2024	Active	37	3	0	8.82%	30		3	Y		N	07/2025		
180785	V Kaikatti Cement City	03/06/2025	Active	18	0	0	0.00%	0		5	Y	2	N		90+ Days	
178425	Vairichettipalayam Phoenix	11/20/2024	Active	21	0	0	0.00%	21		2	Y	2				
181620	Vaitheeswarankoil Divine City	06/16/2025	Active	20	0	0	0.00%	0		5	Y	2				
190557	Valangaiman Temple City	11/25/2025	Newly Chartered	20	20	0	100.00%	0		0	Y					
Clubs more than two years old																
142023	Aandimadam Vilandhai	07/06/2020	Active(2)	7	0	0	0.00%	17		5	Y			09/2025		
	Exc Award (06/30/2023)															
60572	ADIRAMPATTINAM	03/25/1998	Active	41	6	0	17.14%	44		0	Y		N	11/2025		
	Exc Award (06/30/2022)															
120623	Aduthurai	10/31/2013	Active	31	1	0	3.33%	29		3	Y		N	11/2025		
	Exc Award (06/30/2019, 06/30/2023, 06/30/2024)															
151742	Alangudi Anantham	08/01/2022	Active	22	0	0	0.00%	23		2	Y			08/2025		
	Exc Award (06/30/2023, 06/30/2024)															
129993	Alangudi Centennial	02/15/2017	Active	28	0	0	0.00%	32		5	Y			11/2025		
	Exc Award (06/30/2021)															



Club Health Assessment for DISTRICT 3242 F through November 2025

			Status	Membership						Reports				Finance	LCIF	
Club Number	Club Name	Charter Date	Times in Status Quo in Past 2 Years	Current Member Count **	YTD Members Added	YTD Members Dropped	YTD Net Growth% ***	Member Count 1 Year Ago	Dropped Members Avg.Length of Service	Months Since Membership Update	Current Officers Reported ****	Current President Repeated Term	VP Reported *****	Last Date Reported Service (mm/yyyy)	Account Balance	YTD Donations
64924	AMMAPET	01/09/2002	Active	44	5	0	12.82%	37		2	Y		N	10/2025		\$46.55
	Exc Award (06/30/2017, 06/30/2018, 06/30/2021)															
147390	Andimadam	07/04/2021	Active	62	2	0	3.33%	95		1	Y			09/2025		
	Exc Award (06/30/2023, 06/30/2024)															
122923	Andimadam Impress	08/12/2014	Active(1)	49	9	2	16.67%	65	0	0	Y		N	09/2025		\$988.78
	Exc Award (06/30/2017, 06/30/2019, 06/30/2020, 06/30/2021, 06/30/2023, 06/30/2024)															
137243	Andimadam Super Shine	01/16/2019	Active(1)	18	0	0	0.00%	18		6	Y			08/2024		
	Exc Award (06/30/2022)															
65093	ARAVAKURUCHI	03/22/2002	Active	21	2	1	5.00%	28	23	0	Y		N	11/2025		
	Exc Award (06/30/2017, 06/30/2023)															
152065	Arimalam	08/01/2022	Active	36	1	1	0.00%	40	3	2	Y		N	08/2025		
	Exc Award (06/30/2023)															
61584	ARIYALUR	03/02/1999	Active	26	1	0	4.00%	28		0	Y			08/2025		
100499	ARIYALUR CEMENT CITY	11/02/2007	Active(2)	47	20	6	42.42%	40	7	0	Y		N	08/2025		\$2,049.13
142217	Ariyalur Chozha	07/20/2020	Active(2)	25	11	7	19.05%	34	3	3	N	None	N	07/2025		
	Exc Award (06/30/2021)															
138870	Ariyalur Inspire	08/23/2019	Active	23	1	0	4.55%	25		3	Y			07/2024		
	Exc Award (06/30/2020, 06/30/2023)															
155080	Ariyalur Kings	08/03/2023	Active(2)	17	4	2	13.33%	21	2	2	Y		N	08/2025		
155086	Ariyalur Mid Town	07/17/2023	Active	37	2	0	5.71%	34		0	Y		N	10/2024		
	Exc Award (06/30/2024)															
151744	Ariyalur Number One	08/24/2022	Active	18	3	3	0.00%	21	2	4	Y		N	07/2025		
	Exc Award (06/30/2023)															
131188	Ariyalur Royal Centennial	06/15/2017	Active(1)	36	0	0	0.00%	36		6	Y		N	08/2025		
63942	AYAKKARANPULAM	01/24/2001	Active(1)	100	18	0	21.95%	86		0	Y		N	11/2025		
	Exc Award (06/30/2023, 06/30/2024)															
65235	AYYAMPETTAI TOWN	04/24/2002	Active	40	8	0	25.00%	36		4	Y		N	11/2025		\$23.28
	Exc Award (06/30/2021)															
155082	Bikshandarkoil Oscar	07/18/2023	Active	76	15	0	24.59%	72		0	Y			07/2025		\$1,000.93
	Exc Award (06/30/2024)															



Club Health Assessment for DISTRICT 3242 F through November 2025

			Status	Membership					Reports				Finance		LCIF	
Club Number	Club Name	Charter Date	Times in Status Quo in Past 2 Years	Current Member Count **	YTD Members Added	YTD Members Dropped	YTD Net Growth% ***	Member Count 1 Year Ago	Dropped Members Avg.Length of Service	Months Since Membership Update	Current Officers Reported ****	Current President Repeated Term	VP Reported *****	Last Date Reported Service (mm/yyyy)	Account Balance	YTD Donations
100501	BUDALUR	11/06/2007	Active	41	6	0	17.14%	33		4	Y			11/2025		\$1,043.41
	Exc Award (06/30/2021, 06/30/2023, 06/30/2024)															
132272	Chettikulam	07/19/2017	Active(2)	20	0	0	0.00%	26		5	Y	2		08/2024		
65000	CHINNADHARAPURAM	02/13/2002	Active	29	0	0	0.00%	29		10	N	None		12/2024		
	Exc Award (06/30/2023)															
136027	Dalmiapuram Shine	08/01/2018	Active(1)	13	0	0	0.00%	22		5	Y			08/2024		
	Exc Award (06/30/2023, 06/30/2024)															
108159	DARASURAM	04/21/2010	Cancelled(8*)	0	0	18	-100.00%	20	7	0	N	None		11/2024	90+ Days	
	Exc Award (06/30/2023)															
123402	Eravanchery Kings	10/17/2014	Active	47	3	0	6.82%	51		0	Y			10/2025		
	Exc Award (06/30/2017, 06/30/2019, 06/30/2021, 06/30/2022)															
151031	Jayankondam	06/07/2022	Active	38	0	0	0.00%	37		6	Y			10/2025		
	Exc Award (06/30/2023, 06/30/2024)															
60741	JAYANKONDAM CHOZHAN CITY	05/05/1998	Active	93	5	0	5.68%	104		0	Y			10/2025		\$900.84
	Exc Award (06/30/2016, 06/30/2019, 06/30/2021)															
128464	Jayankondam Royal Centennial	08/24/2016	Active(1)	32	1	0	3.23%	39		0	Y		N	10/2025		
	Exc Award (06/30/2017)															
146794	Jayankondam Sineham Kings	06/19/2021	Active(1)	54	7	0	14.89%	61		2	Y			10/2025		
	Exc Award (06/30/2022, 06/30/2023)															
116030	KABISTHALAM	02/07/2012	Active	35	6	0	20.69%	28		2	Y		N	11/2025		\$50.51
	Exc Award (06/30/2016, 06/30/2017, 06/30/2019)															
98671	KALLAKKUDI	02/27/2007	Active(1)	23	3	1	9.52%	21	4	1	Y		N	07/2025		
	Exc Award (06/30/2024)															
32400	KARAIKAL	06/11/1976	Active	23	0	0	0.00%	23		5	Y			12/2024		
	Exc Award (06/30/2023)															
147509	Karaiikal Ammaiyyar	07/16/2021	Active	26	3	0	13.04%	23		3	Y		N	10/2025		\$1,020.72
98125	KARAIKAL FRENCH TOWN	12/07/2006	Active(1)	31	5	2	10.71%	32	8	3	Y			09/2025		
	Exc Award (06/30/2017, 06/30/2023, 06/30/2024)															
123140	Karaiikal Impress	09/18/2014	Active	21	3	0	16.67%	22		3	Y			08/2025		



Club Health Assessment for DISTRICT 3242 F through November 2025

			Status		Membership					Reports				Finance		LCIF
Club Number	Club Name	Charter Date	Times in Status Quo in Past 2 Years	Current Member Count **	YTD Members Added	YTD Members Dropped	YTD Net Growth% ***	Member Count 1 Year Ago	Dropped Members Avg.Length of Service	Months Since Membership Update	Current Officers Reported ****	Current President Repeated Term	VP Reported *****	Last Date Reported Service (mm/yyyy)	Account Balance	YTD Donations
Exc Award (06/30/2023)			Active	16	0	2	-11.11%	20	4	2	Y			11/2025	90+ Days	
118240	KARAIKAL KINGS	11/02/2012														
Exc Award (06/30/2017, 06/30/2021, 06/30/2023)																
103897	KARAIKAL PORT CITY	11/03/2008	Active	17	3	0	21.43%	16		3	Y		N	08/2025		
136405	Karaikal Shine	12/21/2018	Active(1)	10	0	0	0.00%	12		5	Y		N	01/2025		
Exc Award (06/30/2023)			Active	35	5	1	12.90%	37	14	2	Y		N	10/2025		\$1,031.19
63526	KARUR HANDLOOM TEXTILE CITY	08/21/2000														
Exc Award (06/30/2017)																
26422	KARUR HOST	01/27/1960	Active	183	2	0	1.11%	189		3	Y		N	10/2025		\$1,019.55
Exc Award (06/30/2017, 06/30/2021, 06/30/2023, 06/30/2024)			Active	61	12	2	19.61%	57	2	0	Y		N	11/2025		\$350.33
155089	Karur Imayam	07/17/2023														
Exc Award (06/30/2024)																
78145	KARUR MAJESTIC	01/28/2004	Active	34	8	0	30.77%	29		1	Y			10/2025		\$1,201.11
Exc Award (06/30/2021, 06/30/2023, 06/30/2024)			Active	44	10	0	29.41%	35		0	Y			11/2025		
155090	Karur Paramathi	07/17/2023														
Exc Award (06/30/2024)																
121558	Karur Platinum	03/13/2014	Active	22	1	3	-8.33%	28	3	0	Y		N	10/2025		
131839	Karur Sakthi	07/03/2017	Active	42	8	0	23.53%	35		0	Y		N	10/2025		\$159.46
Exc Award (06/30/2020, 06/30/2021, 06/30/2022, 06/30/2023)			Active	20	2	0	11.11%	21		3	Y			09/2025		
131895	Karur Victory Birds	07/03/2017														
Exc Award (06/30/2021)																
67168	KEERANUR	01/21/2003	Active	57	2	0	3.64%	60		0	Y		R	11/2025		
Exc Award (06/30/2018, 06/30/2020, 06/30/2021, 06/30/2022, 06/30/2023, 06/30/2024, 06/30/2025, 06/30/3017)			Active(1)	30	10	1	42.86%	21	2	1	Y		N	09/2025		
153736	Keeranur Aram	04/28/2023														
Exc Award (06/30/2024)																
77435	KILVELUR	09/24/2003	Active	30	7	0	30.43%	26		1	Y		R	11/2025		
Exc Award (06/30/2017, 06/30/2023, 06/30/2024)			Active	22	3	0	15.79%	27		2	Y		N	08/2025		
139658	Kollidam Inspire	10/15/2019														



Club Health Assessment for DISTRICT 3242 F through November 2025

			Status	Membership					Reports				Finance	LCIF		
Club Number	Club Name	Charter Date	Times in Status Quo in Past 2 Years	Current Member Count **	YTD Members Added	YTD Members Dropped	YTD Net Growth% ***	Member Count 1 Year Ago	Dropped Members Avg.Length of Service	Months Since Membership Update	Current Officers Reported ****	Current President Repeated Term	VP Reported *****	Last Date Reported Service (mm/yyyy)	Account Balance	YTD Donations
123300	Exc Award (06/30/2020, 06/30/2021, 06/30/2023, 06/30/2024) Koppampatty Impress	10/08/2014	Active	60	1	0	1.69%	60		0	Y			09/2025		
144051	Exc Award (06/30/2019, 06/30/2021) Koppampatty Sineham	12/30/2020	Active(1)	24	0	0	0.00%	39		0	Y			07/2025		
135816	Exc Award (06/30/2023) Koppanapatty Shine	07/26/2018	Active	58	10	0	20.83%	53		3	Y			11/2025		
109251	Exc Award (06/30/2022, 06/30/2023, 06/30/2024) KOTTUCHERRY EDUCATIONAL CITY	09/17/2010	Active(1)	24	0	0	0.00%	24		3	Y			07/2024		
142662	Exc Award (06/30/2017, 06/30/2023) Kottucherry Royal	09/08/2020	Active	24	1	0	4.35%	23		4	Y		N	08/2025		\$23.28
121571	Exc Award (06/30/2023, 06/30/2024) Kudanthai A G E	03/14/2014	Active	46	5	0	12.20%	46		2	Y			09/2025		\$1,029.21
65220	Exc Award (06/30/2020, 06/30/2021, 06/30/2023) KUDANTHAI CAUVERY	04/15/2002	Active	66	5	0	8.20%	65		0	Y		N	08/2025		\$1,043.76
58899	Exc Award (06/30/2020, 06/30/2021, 06/30/2023) KUDANTHAI CITY	12/02/1996	Active	74	4	2	2.78%	76	6	0	Y		R	09/2025		\$423.65
118512	Exc Award (06/30/2016, 06/30/2019, 06/30/2021, 06/30/2022, 06/30/2025) KUDANTHAI GREEN TOWN	12/26/2012	Active	34	5	0	17.24%	27		2	Y			10/2025		\$100.09
156000	Exc Award (06/30/2023, 06/30/2024) Kudanthai Kings	09/12/2023	Active	19	2	1	5.56%	22	2	2	Y			11/2025		
132922	Exc Award (06/30/2024) Kudanthai Maha Sakthi	10/24/2017	Active	167	12	16	-2.34%	158	3	0	Y		N	11/2025		\$1,901.06
145170	Exc Award (06/30/2019, 06/30/2021, 06/30/2022, 06/30/2023) Kudanthai Marudham	03/10/2021	Active	34	2	0	6.25%	36		3	Y		N	09/2025		
143243	Kudanthai Youth Stars	10/15/2020	Active	20	3	6	-13.04%	22	4	0	Y		N	08/2025		\$10.82
42620	Exc Award (06/30/2022) KULITHALAI	04/26/1983	Active	51	2	0	4.08%	56		3	Y		N	11/2025		\$100.10
128465	Exc Award (06/30/2019, 06/30/2023, 06/30/2024) Kulithalai Centennial	08/24/2016	Active(1)	26	2	0	8.33%	25		1	Y		N	08/2025		



Club Health Assessment for DISTRICT 3242 F through November 2025

			Status	Membership						Reports				Finance		LCIF
Club Number	Club Name	Charter Date	Times in Status Quo in Past 2 Years	Current Member Count **	YTD Members Added	YTD Members Dropped	YTD Net Growth% ***	Member Count 1 Year Ago	Dropped Members Avg.Length of Service	Months Since Membership Update	Current Officers Reported ****	Current President Repeated Term	VP Reported *****	Last Date Reported Service (mm/yyyy)	Account Balance	YTD Donations
Exc Award (06/30/2021, 06/30/2023)																
26424	KUMBAKONAM HOST	11/05/1967	Active	140	11	1	7.69%	143	17	0	Y		N	11/2025		\$150.14
Exc Award (06/30/2017, 06/30/2020, 06/30/2022)																
82492	KUMBAKONAM KUDANTHAI MAHAMAHAM	06/02/2004	Active	44	10	0	29.41%	51		1	Y			11/2025		\$1,102.02
Exc Award (06/30/2016, 06/30/2017, 06/30/2021, 06/30/2023, 06/30/2024)																
101618	KUMBAKONAM TEMPLE CITY	03/27/2008	Active	29	1	0	3.57%	41		0	Y			08/2025		
Exc Award (06/30/2023, 06/30/2024)																
144291	Kumbakonam Vallalar	12/31/2020	Active	30	3	1	7.14%	35	3	0	Y			10/2025		\$50.05
Exc Award (06/30/2021)																
44678	KUTTALAM	02/13/1985	Active	59	3	0	5.36%	57		0	Y			10/2025		
Exc Award (06/30/2021, 06/30/2022, 06/30/2023, 06/30/2024)																
35259	LALGUDI	03/06/1978	Active	60	3	0	5.26%	67		0	Y		N	10/2025		
Exc Award (06/30/2018, 06/30/2021, 06/30/2023, 06/30/2024)																
60341	MADUKKUR	02/03/1998	Active(1)	32	1	0	3.23%	38		4	Y		N	07/2025		
Exc Award (06/30/2017, 06/30/2018, 06/30/2021)																
65074	MANACHANALLUR	03/12/2002	Active	46	5	1	9.52%	46	5	2	Y		N	09/2025		
Exc Award (06/30/2017, 06/30/2020, 06/30/2021, 06/30/2023)																
99346	MANAPPARAI	05/08/2007	Active(1)	93	4	0	4.49%	92		0	Y		N	11/2025		\$1,000.93
Exc Award (06/30/2016, 06/30/2020, 06/30/2021, 06/30/2022)																
143194	Manapparai Wisdom	11/03/2020	Active	23	3	0	15.00%	22		4	Y	2	N	07/2025		
40397	MANNARGUDI HOST	09/09/1981	Active	55	1	0	1.85%	58		2	Y		N	11/2025		
Exc Award (06/30/2017, 06/30/2020, 06/30/2021)																
147368	Mannargudi Manitham	07/06/2021	Active(1)	18	2	0	12.50%	22		0	Y		N	11/2025		
Exc Award (06/30/2023)																
146287	Mannargudi Sineham	06/16/2021	Active(1)	20	6	1	33.33%	26	8	0	Y		N	08/2025		\$1,201.12
120898	Mannargudi Temple City	12/05/2013	Active(1)	38	4	8	-9.52%	42	5	2	Y			08/2025		
Exc Award (06/30/2019, 06/30/2021)																
98127	MATHUR	12/07/2006	Active	28	6	0	27.27%	21		4	Y		IP	07/2024		




Club Health Assessment for DISTRICT 3242 F through November 2025

			Status	Membership						Reports				Finance	LCIF	
Club Number	Club Name	Charter Date	Times in Status Quo in Past 2 Years	Current Member Count **	YTD Members Added	YTD Members Dropped	YTD Net Growth% ***	Member Count 1 Year Ago	Dropped Members Avg.Length of Service	Months Since Membership Update	Current Officers Reported ****	Current President Repeated Term	VP Reported *****	Last Date Reported Service (mm/yyyy)	Account Balance	YTD Donations
Exc Award (06/30/2023)			Active	128	6	1	4.07%	133	2	0	Y		N	11/2025		\$4,954.60
60168	MAYILADUTHURAI CENTRAL	12/02/1997														
Exc Award (06/30/2017, 06/30/2022, 06/30/2023, 06/30/2024)			Active	42	7	3	10.53%	36	3	0	Y		N	11/2025		\$1,050.97
138306	Mayiladuthurai Central Shine	06/19/2019														
Exc Award (06/30/2021)			Active	29	0	0	0.00%	32		3	Y			06/2025		
64305	MAYILADUTHURAI NEW CENTURY	05/14/2001														
Exc Award (06/30/2023)			Active	21	4	0	23.53%	22		2	Y			11/2025		
148194	Mayiladuthurai Spectrum	09/14/2021														
			Active	31	5	0	19.23%	26		3	Y			10/2025		
127217	Mayiladuthurai Victory	04/07/2016														
Exc Award (06/30/2023, 06/30/2024)			Active(1)	81	4	1	3.85%	91	1	1	Y		N	10/2025		
26434	MAYURAM	12/12/1966														
Exc Award (06/30/2017, 06/30/2019)			Active(2)	22	0	0	0.00%	22		15	N	None		09/2024		
123897	Meensurutty Impress	12/30/2014														
Exc Award (06/30/2023)			Active(1)	26	0	3	-10.34%	37	9	1	Y			10/2025		\$100.09
65211	MIMISAL	04/09/2002														
Exc Award (06/30/2023)			Active	77	4	0	5.48%	74		3	Y			11/2025		
33781	MUSIRI	04/14/1977														
Exc Award (06/30/2017, 06/30/2020, 06/30/2023, 06/30/2024)			Active	48	4	0	9.09%	46		3	Y		N	01/2025		
138871	Musiri Inspire	08/26/2019														
Exc Award (06/30/2020, 06/30/2021, 06/30/2022, 06/30/2023, 06/30/2024, 06/30/2025)			Active	48	4	0	9.09%	46		3	Y			07/2024		
154375	Musiri Town	06/07/2023														
			Active	32	7	0	28.00%	24		3	Y			11/2025		
45749	MUTHUPET	01/06/1986														
Exc Award (06/30/2020, 06/30/2023)			Active(1)	40	3	1	5.26%	38	0	3	Y		N	11/2025		\$100.09
68615	NAGAPATTINAM PORT TOWN	04/15/2003														
Exc Award (06/30/2023)			Active	43	14	0	48.28%	34		0	Y		N	10/2025		
133158	Nagapattinam Temple City	11/19/2017														
Exc Award (06/30/2023)			Active(1)	74	6	1	7.25%	84	1	0	Y		N	11/2025		
36359	NAGORE NAGAPATTINAM	12/11/1978														
Exc Award (06/30/2023, 06/30/2024)			Active(1)	12	3	0	33.33%	17		3	Y		IP	08/2024		
57535	NANNILAM	11/10/1995														




Club Health Assessment for DISTRICT 3242 F through November 2025

			Status	Membership						Reports				Finance	LCIF	
Club Number	Club Name	Charter Date	Times in Status Quo in Past 2 Years	Current Member Count **	YTD Members Added	YTD Members Dropped	YTD Net Growth% ***	Member Count 1 Year Ago	Dropped Members Avg.Length of Service	Months Since Membership Update	Current Officers Reported ****	Current President Repeated Term	VP Reported *****	Last Date Reported Service (mm/yyyy)	Account Balance	YTD Donations
Exc Award (06/30/2017, 06/30/2020)			Active	73	6	2	5.80%	74	5	2	Y		N	10/2025		\$1,205.77
64332	NATCHIAR KOIL	05/22/2001														
Exc Award (06/30/2017, 06/30/2018, 06/30/2019, 06/30/2021)																
151345	Nedungadu	06/20/2022	Active	43	13	1	38.71%	34	0	2	Y		N	10/2025		
Exc Award (06/30/2023)																
123790	Noyyal	12/12/2014	Active	45	3	0	7.14%	46		3	Y			08/2025		
Exc Award (06/30/2023)			Active(1)	50	1	0	2.04%	51		4	Y			10/2025		\$29.10
56859	ORATHANAD	04/20/1995														
Exc Award (06/30/2017, 06/30/2021, 06/30/2023, 06/30/2024)																
61766	PADALUR	04/06/1999	Active	63	14	2	23.53%	44	1	0	Y		N	11/2025		\$111.16
108204	PADALUR HEAVEN	04/23/2010	Active	48	1	0	2.13%	46		4	Y			09/2025		
Exc Award (06/30/2021)																
132201	Palakurichy Pride	08/07/2017	Active	11	0	3	-21.43%	13	6	2	Y			01/2024	90+ Days	
Exc Award (06/30/2023)																
60169	PALLAPATTI	12/01/1997	Active	35	7	2	16.67%	29	2	1	Y		N	04/2025		
112167	PANDANALLUR	09/02/2011	Active	27	1	0	3.85%	26		4	Y	2	N	09/2025		\$1,101.02
Exc Award (06/30/2023, 06/30/2024)																
43289	PAPANASAM	12/13/1983	Active	61	2	0	3.39%	69		0	Y		N	11/2025		
Exc Award (06/30/2017, 06/30/2019, 06/30/2021, 06/30/2022)			Active	37	1	0	2.78%	42		4	Y		N	09/2025		\$697.17
153499	Papanasam Kings	01/27/2023														
Exc Award (06/30/2023, 06/30/2024)																
151260	Parasalur Royal City	06/20/2022	Active(1)	20	3	0	17.65%	24		4	Y			07/2025		
Exc Award (06/30/2023)																
26440	PATTUKKOTTAI HOST	02/07/1972	Active(1)	73	1	0	1.39%	72		0	Y		N	08/2025		
Exc Award (06/30/2016, 07/01/2017)			Active	46	0	0	0.00%	46		6	Y			07/2025		
66409	PATTUKKOTTAI QUEEN CITY	06/28/2002														
Exc Award (06/30/2017, 06/30/2020)																
65056	PATTUKOTTAI SILK CITY	03/06/2002	Active(1)	25	0	0	0.00%	27		6	Y	2		09/2025		
Exc Award (06/30/2016, 06/30/2017, 06/30/2023, 06/30/2024)																
43681	PERAMBALUR	03/12/1984	Active(1)	257	5	1	1.58%	269	9	0	Y			03/2024		
Exc Award (06/30/2017, 06/30/2023)																



Club Health Assessment for DISTRICT 3242 F through November 2025

			Status	Membership					Reports					Finance	LCIF	
Club Number	Club Name	Charter Date	Times in Status Quo in Past 2 Years	Current Member Count **	YTD Members Added	YTD Members Dropped	YTD Net Growth% ***	Member Count 1 Year Ago	Dropped Members Avg.Length of Service	Months Since Membership Update	Current Officers Reported ****	Current President Repeated Term	VP Reported *****	Last Date Reported Service (mm/yyyy)	Account Balance	YTD Donations
131328	Perambalur Centennial	06/16/2017	Active(1)	31	2	0	6.90%	39		0	Y		N	07/2025		
	Exc Award (06/30/2020, 06/30/2021, 06/30/2022, 06/30/2023)															
131382	Perambalur Royal Centennial	06/16/2017	Active(1)	30	7	0	30.43%	29		0	Y			11/2025	90+ Days	\$100.09
	Exc Award (06/30/2021, 06/30/2023)															
134779	Perambalur Supreme	06/15/2018	Active	59	16	12	7.27%	38	4	0	Y		N	07/2025		
	Exc Award (06/30/2022, 06/30/2023, 06/30/2024)															
155085	Perambalur Supreme Star	07/17/2023	Active	25	1	0	4.17%	21		1	Y		N	08/2025	90+ Days	
135297	Perambalur Town	06/20/2018	Active(1)	39	1	0	2.63%	35		1	Y		N	10/2025		
127446	Perambalur Victory	05/04/2016	Active	116	8	0	7.41%	139		0	Y			11/2025		
	Exc Award (06/30/2018, 06/30/2021)															
55906	PERAVURANI	06/27/1994	Active	101	20	0	24.69%	85		1	Y		N	09/2025		
	Exc Award (06/30/2017, 06/30/2019, 06/30/2021, 06/30/2023)															
138872	Peravurani Coconut City Inspire	08/26/2019	Active	68	14	0	25.93%	53		0	Y			10/2025	90+ Days	
	Exc Award (06/30/2020, 06/30/2021)															
46991	PONNAMARAVATHY	02/27/1987	Active	52	1	0	1.96%	52		4	Y			07/2025	90+ Days	
	Exc Award (06/30/2017, 06/30/2020, 06/30/2023, 06/30/2024)															
66901	PONNAMARAVATHY CITY	11/22/2002	Active	56	2	3	-1.75%	57	9	2	Y			11/2025		\$1,005.35
	Exc Award (06/30/2017, 06/30/2021, 06/30/2024)															
66909	PONNAMARAVATHY ROYAL	11/22/2002	Active	102	10	3	7.37%	97	5	0	Y		N	09/2025		\$1,060.29
	Exc Award (06/30/2016, 06/30/2017, 06/30/2022, 06/30/2023, 06/30/2024)															
136613	Ponnamaravathy Shine	11/29/2018	Active	41	3	0	7.89%	47		2	Y		N	08/2025		
	Exc Award (06/30/2020, 06/30/2021, 06/30/2022, 06/30/2023)															
148701	Poompuhar	11/16/2021	Active	32	6	0	23.08%	31		0	Y		N	09/2025		
	Exc Award (06/30/2023, 06/30/2024)															
150522	Poonthottam	04/14/2022	Active	25	5	3	8.70%	28	3	3	Y			11/2025		
44679	PORAYAR TRANQUEBAR	02/04/1985	Active(1)	35	1	0	2.94%	39		4	Y		R	09/2025		
	Exc Award (06/30/2022)															
153929	Pudukkottai Anandham	03/20/2023	Active(1)	22	0	0	0.00%	22		4	Y			09/2025		



Club Health Assessment for DISTRICT 3242 F through November 2025

			Status	Membership						Reports				Finance	LCIF	
Club Number	Club Name	Charter Date	Times in Status Quo in Past 2 Years	Current Member Count **	YTD Members Added	YTD Members Dropped	YTD Net Growth% ***	Member Count 1 Year Ago	Dropped Members Avg.Length of Service	Months Since Membership Update	Current Officers Reported ****	Current President Repeated Term	VP Reported *****	Last Date Reported Service (mm/yyyy)	Account Balance	YTD Donations
154799	Pudukkottai Aram	06/20/2023	Active	21	3	0	16.67%	25		0	Y			09/2025		
	Exc Award (06/30/2024)															
131940	Pudukkottai Century	07/03/2017	Active(2)	21	1	0	5.00%	27		2	Y			07/2025		
153988	Pudukkottai Kings	04/19/2023	Active	18	0	0	0.00%	17		6	Y					
90241	PUDUKKOTTAI VICTORY	11/29/2005	Active	33	1	0	3.13%	35		3	Y		N	11/2025		
	Exc Award (06/30/2017, 06/30/2021, 06/30/2023)															
64069	PUGALUR	03/12/2001	Active(1)	14	0	0	0.00%	24		5	Y	2		09/2024		
	Exc Award (06/30/2017, 06/30/2023)															
131851	Pullambadi Pride	07/03/2017	Active	29	4	2	7.41%	37	8	0	Y		N	10/2025		
	Exc Award (06/30/2020)															
135438	S Pudur Sky Well Shine	07/26/2018	Active	62	5	1	6.90%	58	7	0	Y		N	07/2025		\$1,050.98
	Exc Award (06/30/2019, 06/30/2021)															
60895	SANKARANPANDAL	06/16/1998	Active	31	0	0	0.00%	29		1	Y			08/2025		
	Exc Award (06/30/2017, 06/30/2020, 06/30/2024)															
57136	SEMBANARKOIL	06/28/1995	Active	83	13	0	18.57%	72		0	Y		N	10/2025		\$2,776.19
	Exc Award (06/30/2016, 06/30/2017, 06/30/2020, 06/30/2024)															
150729	Sembanarkoil Kings	05/19/2022	Active	28	2	0	7.69%	35		4	Y			09/2024		
	Exc Award (06/30/2024)															
136922	Sembanarkoil Shine	12/21/2018	Active(1)	33	3	2	3.13%	27	2	3	Y		N	04/2025		
	Exc Award (06/30/2020, 06/30/2022)															
78709	SEMBANARKOIL TEMPLE CITY	04/01/2004	Active	5	0	0	0.00%	0		1	Y			10/2025		
146066	Sendurai Sineham	05/04/2021	Active	38	2	0	5.56%	40		0	Y		R	07/2025		
	Exc Award (06/30/2022, 06/30/2023, 06/30/2024)															
109038	SENGIPATTI	08/06/2010	Active(1)	17	2	2	0.00%	20	9	0	Y			08/2024		
38747	SIRKAZHI	06/18/1980	Active	63	1	1	0.00%	63	2	2	Y			10/2025		\$1,140.59
	Exc Award (06/30/2021)															
26448	SRIRANGAM	09/17/1967	Active(1)	38	5	6	-2.56%	37	15	1	Y			11/2025		\$1,019.55
	Exc Award (06/30/2021)															
147159	Srirangam Classic	07/29/2021	Active	17	0	0	0.00%	17		5	Y		N	07/2025		
	Exc Award (06/30/2023)															



Club Health Assessment for DISTRICT 3242 F through November 2025

			Status	Membership					Reports				Finance		LCIF	
Club Number	Club Name	Charter Date	Times in Status Quo in Past 2 Years	Current Member Count **	YTD Members Added	YTD Members Dropped	YTD Net Growth% ***	Member Count 1 Year Ago	Dropped Members Avg.Length of Service	Months Since Membership Update	Current Officers Reported ****	Current President Repeated Term	VP Reported *****	Last Date Reported Service (mm/yyyy)	Account Balance	YTD Donations
139134	Srirangam Inspire	08/26/2019	Active	54	8	0	17.39%	56		0	Y			10/2025	90+ Days	
	Exc Award (06/30/2020, 06/30/2021, 06/30/2023)															
125759	Srirangam Royal	09/16/2015	Active	31	0	0	0.00%	46		5	Y		N	11/2024		
	Exc Award (06/30/2020, 06/30/2021)															
65226	SWAMIMALAI	04/15/2002	Active	54	5	0	10.20%	51		3	Y			09/2025		
	Exc Award (06/30/2020, 06/30/2021, 06/30/2023)															
52081	T PALUR	10/10/1991	Active	47	1	0	2.17%	53		4	Y		N	05/2025		\$100.09
	Exc Award (06/30/2017, 06/30/2019, 06/30/2020, 06/30/2021, 06/30/2023)															
106485	THALANAYAR	08/31/2009	Active(1)	17	3	0	21.43%	21		2	Y			11/2025		
155087	Thanjavur Aadhavan	07/31/2023	Active	35	8	1	25.00%	38	1	0	Y		N	10/2025		\$1,101.02
	Exc Award (06/30/2024)															
153222	Thanjavur Agaram	12/19/2022	Active	17	1	0	6.25%	16		4	Y			09/2025		
	Exc Award (06/30/2023)															
115106	THANJAVUR AGRO CITY	09/16/2011	Active	12	0	0	0.00%	13		5	Y		R	07/2025		
	Exc Award (06/30/2017)															
142890	Thanjavur AMC Alumni Virtual	09/17/2020	Active(1)	23	2	4	-8.00%	37	7	2	Y			09/2025		\$1,051.56
	Exc Award (06/30/2022, 06/30/2023, 06/30/2024)															
82637	THANJAVUR ANCIENT CITY	06/16/2004	Active	41	3	0	7.89%	38		0	Y			10/2025		\$1,000.93
	Exc Award (06/30/2017, 06/30/2020)															
135191	Thanjavur Arasan	06/15/2018	Active	39	12	0	44.44%	59		1	Y			11/2025		\$1,000.93
	Exc Award (06/30/2021, 06/30/2023, 06/30/2024)															
67182	THANJAVUR ART CITY	01/21/2003	Active	46	3	0	6.98%	39		0	Y			10/2025		\$1,129.31
	Exc Award (06/30/2016, 06/30/2021, 06/30/2022, 06/30/2023)															
127625	Thanjavur Cauvery	06/07/2016	Active	55	5	2	5.77%	58	11	2	Y		N	10/2025		\$2,001.86
	Exc Award (06/30/2021, 06/30/2022)															
147727	Thanjavur Chakra	08/09/2021	Active	34	6	0	21.43%	32		4	Y		N	09/2025		
58139	THANJAVUR CHOLA	04/15/1996	Active(1)	41	5	0	13.89%	34		0	Y		N	11/2025		
	Exc Award (06/30/2022)															
26450	THANJAVUR HOST	03/28/1960	Active	88	11	0	14.29%	77		2	Y		N	07/2025		\$2,145.02



Club Health Assessment for DISTRICT 3242 F through November 2025

			Status	Membership						Reports				Finance	LCIF	
Club Number	Club Name	Charter Date	Times in Status Quo in Past 2 Years	Current Member Count **	YTD Members Added	YTD Members Dropped	YTD Net Growth% ***	Member Count 1 Year Ago	Dropped Members Avg.Length of Service	Months Since Membership Update	Current Officers Reported ****	Current President Repeated Term	VP Reported *****	Last Date Reported Service (mm/yyyy)	Account Balance	YTD Donations
125956	Exc Award (06/30/2016, 06/30/2021, 06/30/2022, 06/30/2023, 06/30/2024) Thanjavur Kings	10/14/2015	Active	51	3	0	6.25%	52		0	Y			10/2025		\$986.09
135911	Exc Award (06/30/2017, 06/30/2018, 06/30/2021, 06/30/2023) Thanjavur Liberty Shine	07/20/2018	Active(1)	20	7	0	53.85%	0		0	Y		R	11/2025		
156468	Exc Award (06/30/2019) Thanjavur Maharani	10/27/2023	Active(1)	32	2	0	6.67%	29		2	Y			08/2025		\$1,000.93
65212	THANJAVUR PALACE CITY	04/09/2002	Active	23	5	0	27.78%	21		4	Y			08/2025		
107002	Exc Award (06/30/2021, 06/30/2023) THANJAVUR PRINCE	12/11/2009	Active	63	10	0	18.87%	59		0	Y		N	09/2025		\$209.83
154820	Exc Award (06/30/2018, 06/30/2023, 06/30/2024) Thanjavur Sigaram	06/19/2023	Active(1)	17	1	1	0.00%	23	12	1	Y			08/2024		
154682	Exc Award (06/30/2024) Thanjavur Supreme	06/19/2023	Active(1)	23	8	2	35.29%	17	1	3	Y			11/2025		\$100.09
62451	Exc Award (06/30/2024) THANJAVUR TEMPLE CITY	10/22/1999	Active	33	2	2	0.00%	37	7	2	Y			11/2025		\$1,851.72
110629	Exc Award (06/30/2017) THANJAVUR THENDRAL	03/22/2011	Active(1)	9	0	1	-10.00%	11	5	2	Y			09/2025		
66756	THANJAVUR VASANDHAM	10/31/2002	Active	98	1	0	1.03%	94		0	Y		N	11/2025		\$1,000.93
62679	Exc Award (06/30/2017, 06/30/2020, 06/30/2021, 06/30/2023, 06/30/2024) THANJAVUR VICTORY	01/06/2000	Active	75	5	0	7.14%	83		2	Y		N	07/2025	90+ Days	
148611	Exc Award (06/30/2017, 06/30/2018, 06/30/2020, 06/30/2021) Tharangambadi Ozone Beach	11/02/2021	Active(1)	20	3	0	17.65%	21		3	Y		R	07/2024		
97036	Exc Award (06/30/2023) THIRUCHIRAPPALLI HELEN KELLER	04/27/2006	Active	20	2	0	11.11%	15		2	Y		R	10/2025		
151423	Exc Award (06/30/2017, 06/30/2025) Thirukkattupalli Agneeswarar	06/23/2022	Active	27	3	0	12.50%	23		0	Y		N	11/2025		
63574	Exc Award (06/30/2023) THIRUMAKKOTTAI	09/12/2000	Active(1)	35	0	0	0.00%	40		0	Y		N	08/2025		
126963	Exc Award (06/30/2020) Thirumanur	03/15/2016	Active(1)	51	0	0	0.00%	51		5	Y			08/2024		\$3,080.77



Club Health Assessment for DISTRICT 3242 F through November 2025

			Status	Membership					Reports				Finance		LCIF	
Club Number	Club Name	Charter Date	Times in Status Quo in Past 2 Years	Current Member Count **	YTD Members Added	YTD Members Dropped	YTD Net Growth% ***	Member Count 1 Year Ago	Dropped Members Avg.Length of Service	Months Since Membership Update	Current Officers Reported ****	Current President Repeated Term	VP Reported *****	Last Date Reported Service (mm/yyyy)	Account Balance	YTD Donations
Exc Award (06/30/2020, 06/30/2023, 06/30/2024)																
98878	THIRUNAGESWARAM	03/20/2007	Active(1)	60	1	0	1.69%	57		4	Y		N	11/2025		\$1,101.02
Exc Award (06/30/2017)																
65223	THIRUNALLAR TEMPLE CITY	04/15/2002	Active	30	11	0	57.89%	16		1	Y		N	09/2025		
Exc Award (06/30/2017)																
128342	Thiruthuraipoondi Centennial	08/11/2016	Active(1)	34	4	0	13.33%	36		3	Y		N	08/2025		
Exc Award (06/30/2020, 06/30/2023, 06/30/2024)																
26454	THIRUVAIYARU	02/26/1971	Active(1)	36	0	0	0.00%	41		4	Y		N	09/2025		\$968.34
Exc Award (06/30/2016, 06/30/2021, 06/30/2023, 06/30/2024)																
65218	THIRUVENGADU	04/15/2002	Active(1)	32	2	2	0.00%	33	4	4	Y			11/2025		
Exc Award (06/30/2017)																
110332	Thiruvidamarudur	02/08/2011	Active	32	1	0	3.23%	39		2	Y		N	07/2024		
Exc Award (06/30/2023, 06/30/2024)																
153260	Thuraiyur Princess	01/20/2023	Active	19	2	0	11.76%	18		0	Y			11/2025	90+ Days	
Exc Award (06/30/2023)																
55255	THURAIYUR TOWN	01/31/1994	Active	26	1	0	4.00%	27		4	Y			12/2024		
Exc Award (06/30/2021)																
56432	THUVAKUDIMALAI	01/16/1995	Active	25	3	0	13.64%	23		3	Y			07/2025		\$70.99
Exc Award (06/30/2016, 06/30/2021, 06/30/2022)																
124819	Tiruchirapalli Kattur	05/11/2015	Active	33	1	3	-5.71%	35	6	4	Y			07/2025		
Exc Award (06/30/2017, 06/30/2019, 06/30/2023)																
49817	TIRUCHIRAPALLI METROPOLITAN	08/21/1989	Active	31	2	0	6.90%	35		1	Y		N	09/2025		
Exc Award (06/30/2023)																
39240	TIRUCHIRAPALLI MID TOWN	12/05/1980	Active	44	10	0	29.41%	37		0	Y		N	10/2025		
Exc Award (06/30/2021)																
31966	TIRUCHIRAPALLI ROCK CITY	03/26/1976	Active	36	2	0	5.88%	38		3	Y			11/2025		\$503.77
Exc Award (06/30/2017, 06/30/2021)																
58684	TIRUCHIRAPALLI THILLAINAGAR	09/06/1996	Active	48	4	7	-5.88%	49	6	0	Y		N	09/2025		
Exc Award (06/30/2016, 06/30/2017, 06/30/2023)																



Club Health Assessment for DISTRICT 3242 F through November 2025

			Status	Membership					Reports					Finance		LCIF
Club Number	Club Name	Charter Date	Times in Status Quo in Past 2 Years	Current Member Count **	YTD Members Added	YTD Members Dropped	YTD Net Growth% ***	Member Count 1 Year Ago	Dropped Members Avg.Length of Service	Months Since Membership Update	Current Officers Reported ****	Current President Repeated Term	VP Reported *****	Last Date Reported Service (mm/yyyy)	Account Balance	YTD Donations
51255	TIRUCHIRAPALLI WORAIYUR Exc Award (06/30/2019, 06/30/2020)	01/23/1991	Active	40	8	0	25.00%	38		0	Y		N	10/2025		\$2,050.74
138873	Tiruchirappalli Aanaika Inspire Exc Award (06/30/2020)	08/23/2019	Active(1)	22	1	0	4.76%	22		4	Y		N	11/2025		
125590	Tiruchirappalli Classic Exc Award (06/30/2017, 06/30/2021, 06/30/2023)	08/24/2015	Active	42	7	0	20.00%	35		0	Y		N	09/2025		
118673	TIRUCHIRAPPALLI ELITE	01/29/2013	Active	24	1	0	4.35%	23		3	Y			08/2025		
142271	Tiruchirappalli Fortune Exc Award (06/30/2021)	07/22/2020	Active	51	2	0	4.08%	48		0	Y			11/2025		\$740.69
156315	Tiruchirappalli Galaxy Exc Award (06/30/2024)	09/30/2023	Active(1)	12	1	0	9.09%	25		3	Y			07/2025		
26457	TIRUCHIRAPPALLI HOST Exc Award (06/30/2017, 06/30/2019, 06/30/2023)	11/10/1959	Active	52	2	0	4.00%	58		3	Y		N	08/2025		
134016	Tiruchirappalli Premier Pride	04/09/2018	Active(2)	11	11	9	22.22%	8	6	0	Y	3		12/2024		
137244	Tiruchirappalli Rockcity Shine Exc Award (06/30/2020, 06/30/2023)	02/06/2019	Active	23	6	0	35.29%	17		4	Y			11/2025		
139331	Tiruchirappalli Rockfort Inspire Exc Award (06/30/2020, 06/30/2021)	08/26/2019	Active	42	8	0	23.53%	45		3	Y		R	11/2025		
99205	TIRUCHIRAPPALLI ROCKTOWN Exc Award (06/30/2016, 06/30/2017)	04/24/2007	Active(1)	18	2	0	12.50%	20		2	Y		N	01/2020		
155083	Tiruchirappalli Royal Exc Award (06/30/2024)	07/17/2023	Active	31	2	0	6.90%	45		3	Y		N	10/2025		
147702	Tiruchirappalli Sakthi	07/29/2021	Active(1)	20	6	0	42.86%	19		0	Y			11/2025		
136841	Tiruchirappalli Shine City	11/21/2018	Active	29	9	0	45.00%	29		2	Y			11/2025		\$11.64
142235	Tiruchirappalli Techno City	07/28/2020	Active(1)	5	0	0	0.00%	5		5	Y	2		07/2025		
130002	Tiruchrappalli Vasantham Centennial Exc Award (06/30/2021)	02/15/2017	Active	11	1	0	10.00%	11		3	Y			11/2025		
55378	TIRUKKATTUPPALLI Exc Award (06/30/2017, 06/30/2020, 06/30/2023)	03/07/1994	Active	20	1	0	5.26%	18		0	N	None		10/2024		



Club Health Assessment for DISTRICT 3242 F through November 2025

			Status	Membership						Reports				Finance		LCIF	
Club Number	Club Name	Charter Date	Times in Status Quo in Past 2 Years	Current Member Count **	YTD Members Added	YTD Members Dropped	YTD Net Growth% ***	Member Count 1 Year Ago	Dropped Members Avg.Length of Service	Months Since Membership Update	Current Officers Reported ****	Current President Repeated Term	VP Reported *****	Last Date Reported Service (mm/yyyy)	Account Balance	YTD Donations	
41420	TIRUTHURAI PUNDI TOWN	05/10/1982	Active	66	3	1	3.13%	62	43	2	Y		N	10/2025	90+ Days		
	Exc Award (06/30/2021)																
149914	Tiruvarur All is Well	04/06/2022	Active(1)	30	1	0	3.45%	28		4	Y			08/2025			
	Exc Award (06/30/2023)																
121706	Tiruvarur Araneri	03/28/2014	Active	390	1	16	-3.70%	406	3	1	Y		N	11/2025			
	Exc Award (06/30/2021, 06/30/2023, 06/30/2024)																
135452	Tiruvarur Arockiyamadha Shine	07/18/2018	Active(1)	15	1	1	0.00%	15	4	2	Y			11/2025			
	Exc Award (06/30/2023)																
77885	TIRUVARUR CAR CITY	12/02/2003	Active	94	6	1	5.62%	88	22	0	Y			09/2025			
	Exc Award (06/30/2018, 06/30/2021)																
26459	TIRUVARUR HOST	12/11/1968	Active	48	5	0	11.63%	43		2	Y			10/2025			
	Exc Award (06/30/2023)																
118513	TIRUVARUR MANUNEEDHI	01/02/2013	Active	46	3	0	6.98%	50		0	Y	2		11/2025			
	Exc Award (06/30/2016, 06/30/2019, 06/30/2022)																
120173	Tiruvarur Victory	08/19/2013	Active	37	5	0	15.63%	32		4	Y		R	09/2024			
	Exc Award (06/30/2023)																
120346	Tiruvarur Vilamal	09/16/2013	Active(1)	27	3	0	12.50%	28		1	Y		N	11/2025			
	Exc Award (06/30/2021)																
29704	TIRUVERUMBUR	07/24/1974	Active	52	13	0	33.33%	47		0	Y			11/2025		\$1,000.93	
	Exc Award (06/30/2021, 06/30/2023)																
64344	TRICHIRAPALLI KARUMANDAPAM	05/30/2001	Active	39	9	0	30.00%	29		1	Y		N	11/2025		\$1,000.93	
	Exc Award (06/30/2020, 06/30/2023)																
54979	TRICHIRAPALLI MAJESTIC	10/19/1993	Active	14	0	1	-6.67%	17	30	3	N	2		07/2025			
103691	TRICHIRAPPALLI PREMIER	09/22/2008	Active	55	10	4	12.24%	53	11	1	Y		R	09/2025			
	Exc Award (06/30/2017, 06/30/2018, 06/30/2019, 06/30/2021)																
106256	TRICHY GOLDEN BAZAAR	08/13/2009	Active(2)	24	2	3	-4.00%	29	4	0	Y	2	N	08/2025			
	Exc Award (06/30/2019)																
135445	Trichy Samayapuram Shine	07/26/2018	Active(2)	23	8	7	4.55%	23	7	2	Y			10/2025			
115065	TRICHY TEMPLE CITY NO 1 TOLGATE	09/13/2011	Active	48	3	0	6.67%	49		3	Y			08/2025			
	Exc Award (06/30/2023, 06/30/2024)																



Club Health Assessment for DISTRICT 3242 F through November 2025

			Status	Membership						Reports				Finance	LCIF	
Club Number	Club Name	Charter Date	Times in Status Quo in Past 2 Years	Current Member Count **	YTD Members Added	YTD Members Dropped	YTD Net Growth% ***	Member Count 1 Year Ago	Dropped Members Avg.Length of Service	Months Since Membership Update	Current Officers Reported ****	Current President Repeated Term	VP Reported *****	Last Date Reported Service (mm/yyyy)	Account Balance	YTD Donations
147679	Udayarpalayam Royal	07/23/2021	Active	25	0	0	0.00%	27		5	Y			09/2025		
64241	ULLIKKOTTAI	04/30/2001	Active(1)	24	0	0	0.00%	25		11	Y			11/2025		
119556	Uppidamangalam	06/10/2013	Active	20	1	0	5.26%	21		3	Y	2		11/2025		
	Exc Award (06/30/2024)															
63678	UPPILIYAPURAM	11/08/2000	Active	87	6	1	6.10%	98	10	0	Y		N	08/2025		\$1,024.21
	Exc Award (06/30/2020)															
101082	VAILANKANNI	01/24/2008	Active	44	1	0	2.33%	42		4	Y			11/2025		
	Exc Award (06/30/2017, 06/30/2023, 06/30/2024)															
65094	VAIRICHETTIPALAYAM	03/22/2002	Active	27	0	0	0.00%	38		3	Y		N	09/2025		
	Exc Award (06/30/2020, 06/30/2021, 06/30/2023)															
112164	VAITHEESHVARANKOIL TEMPLE CITY	09/02/2011	Active	32	1	0	3.23%	33		0	Y			11/2025		\$2,001.86
	Exc Award (06/30/2020, 06/30/2021, 06/30/2023, 06/30/2024)															
111050	VAITHEESWARANKOIL CENTRAL	05/09/2011	Active	59	9	0	18.00%	56		1	Y			08/2025		
151774	Vaitheeswarankoil Victory	08/01/2022	Active	38	6	0	18.75%	34		2	Y		N	09/2025		
	Exc Award (06/30/2024)															
42487	VEDARANIAM	03/30/1983	Active	103	12	4	8.42%	94	20	0	Y		N	11/2025		\$1,140.01
	Exc Award (06/30/2021)															
123925	Velliyanai	01/07/2015	Active(1)	19	0	0	0.00%	21		7	Y	2		07/2025		
107673	VILAKKUDI	02/24/2010	Active	30	1	0	3.45%	31		0	Y			08/2025		
	Exc Award (06/30/2019, 06/30/2023)															

Current Total Clubs Count	YTD New Clubs Count	YTD Cancelled Clubs Count	YTD Net Club Gain	Current Total Members Count	YTD Total Add	YTD Drop	YTD Net Growth	YTD Net Growth %	Member Count 12 Months Ago	Average Member Count Per Club	% of Clubs with less than 20 members	% No Officer Report in 12 Months	% of Clubs with balance 90+ days	Number of Clubs in Status Quo	% Status Quo Clubs in Financial Suspension	Number of Cancelled Clubs	Average Cancelled Club Age	Members Lost Due to Cancellation	% of Clubs Cancelled for Non-Financial Reasons
298	33	1	32	11,679	1,875	242	1,633	16.26%	10,740	39	11%	1%	4%	0	0%	1	15	18	0%

* - P - Priority Club. Cancellation Reasons: 1-Objectives/conduct, 2-Non-active club, 5-Non-existing club, 6-Disbanding, 7-Merger, 8-Financial Suspension, 9-District/Multiple District Dues.

** Red denotes below 15 active members.

*** Red denotes 20% + loss.

**** Y - all 3 (President, Secretary, Treasurer) club officers reported, N - not all 3 reported.

***** Abbreviation: N-New, IP-Immediate Past, R-Repeat.